

# BOSBOUWSTATISTIEKEN

Productie, export en import van hout  
en houtproducten in 2018



**Stichting voor Bosbeheer en Bostoezicht**  
Directoraat: Bosbouw Economische Diensten  
Afdeling: Statistieken

September 2019



*Stichting voor Bosbeheer en Bostoezicht*  
Foundation for Forest Management and Production Control



|   |           |
|---|-----------|
| <b>Tabel 1.</b> Totale rondhout productie per assortiment en per district in 2018<br>(in m <sup>3</sup> rondhout equivalent)                        | <b>1</b>  |
| <b>Tabel 2.</b> Productie van overige bosproducten per assortiment en per district in 2018<br>(in aantallen)  | <b>3</b>  |
| <b>Tabel 3.</b> Productie van vierkant bekapte palen per houtsoort en per district<br>in 2018 (per m <sup>3</sup> )                                 | <b>3</b>  |
| <b>Tabel 4.</b> Industriële rondhout productie per houtsoort van de klasse A houtsoorten<br>van 2016 - 2018 (in m <sup>3</sup> rondhout equivalent) | <b>4</b>  |
| <b>Tabel 5.</b> Industriële rondhout productie per houtsoort van de klasse B houtsoorten<br>van 2016 - 2018 (in m <sup>3</sup> rondhout equivalent) | <b>6</b>  |
| <b>Tabel 6.</b> Totale rondhout productie per assortiment en per maand in 2018<br>(in m <sup>3</sup> rondhout equivalent)                           | <b>9</b>  |
| <b>Tabel 7.</b> Totale rondhout productie per assortiment en per status van terrein in 2018<br>(in m <sup>3</sup> rondhout equivalent)              | <b>10</b> |
| <b>Tabel 8.</b> Totale rondhout productie per vergunninghouder/exploitant in 2018<br>(in m <sup>3</sup> rondhout equivalent)                        | <b>12</b> |
| <b>Tabel 9.</b> Overzicht van rondhout productie per assortiment van 1982 - 2018<br>(in m <sup>3</sup> rondhout equivalent)                         | <b>19</b> |
| <b>Tabel 10.</b> Overzicht van verwerkt hout productie van 1990 tot en met 2018   | <b>20</b> |
| <b>Tabel 11.</b> Houtexport per assortiment en per land van bestemming in 2018  | <b>22</b> |
| <b>Tabel 12.</b> Houtexport per assortiment en per exporteur in 2018  | <b>24</b> |
| <b>Tabel 13.</b> Houtexport per houtsoort in 2018   | <b>25</b> |
| <b>Tabel 14.</b> Houtexport per assortiment en per kwartaal in 2018   | <b>30</b> |
| <b>Tabel 15.</b> Export van houten souvenirs en geschenkzendingen per<br>assortiment en per land van bestemming in 2018                             | <b>32</b> |
| <b>Tabel 16.</b> Overzicht van houtexport per assortiment van 1990 tot en met 2018  | <b>33</b> |
| <b>Tabel 17.</b> Import van houtproducten per assortiment en per land van<br>herkomst in 2018   | <b>35</b> |
| <b>Tabel 18.</b> Import van onbewerkt papier en karton per assortiment en per<br>land van herkomst in 2018  | <b>36</b> |
| <b>Tabel 19.</b> Import van verwerkt papier en karton per assortiment en per<br>land van herkomst in 2018   | <b>37</b> |
| <b>Tabel 20.</b> Import van verwerkt houtenproducten per assortiment en per<br>land van herkomst in 2018  | <b>38</b> |
| <b>Tabel 21.</b> Import van houtproducten per assortiment van 1998 - 2018   | <b>39</b> |
| <b>Tabel 22.</b> Import van houten producten per assortiment van 1998 - 2018  | <b>39</b> |
| <b>Tabel 23.</b> Import van onbewerkt papier en karton per assortiment van 2000 - 2018  | <b>40</b> |
| <b>Tabel 24.</b> Import van verwerkt papier en karton per assortiment van 2000 – 2018   | <b>40</b> |
| <b>Tabel 25.</b> Houtbalans in m <sup>3</sup> rondhout equivalent in 2018   | <b>41</b> |
| <b>Tabel 26.</b> Houtbalans per houtassortiment per m <sup>3</sup> in 2018  | <b>41</b> |
| <b>Figuur 1.</b> Totale rondhout productie per district in 2018   | <b>2</b>  |
| <b>Figuur 2.</b> Totale rondhout productie per maand in 2018  | <b>11</b> |
| <b>Figuur 3.</b> Houtproductie per assortiment van 1990 - 2018  | <b>21</b> |
| <b>Figuur 4.</b> Houtexport volume per regio in 2018  | <b>23</b> |
| <b>Figuur 5.</b> Houtexport volume per assortiment in 2018  | <b>31</b> |
| <b>Figuur 6.</b> Houtexport volume van 1990 - 2018  | <b>34</b> |

**TABEL 1.** TOTALE RONDHOUT PRODUCTIE PER ASSORTIMENT EN PER DISTRICT IN 2018  
(IN M<sup>3</sup> RONDHOUT EQUIVALENT)

| <b>District</b> | <b>Industriële rondhout productie in m<sup>3</sup></b> |                               |  |                               |                                   |                   | <b>Niet - industriële rondhout productie in m<sup>3</sup></b> |                                 |                   | <b>Totale rondhout productie in m<sup>3</sup></b> |
|-----------------|--|-------------------------------|--|-------------------------------|-----------------------------------|-------------------|---|---------------------------------|-------------------|---|
|                 | <b>Rondhout (Zaag- en Schilhout)</b>                   | <b>Vierkant bekapte palen</b> | <b>Korte draad-palen <sup>1)</sup></b> | <b>Shingels <sup>2)</sup></b> | <b>Gezaagd hout <sup>3)</sup></b> | <b>Sub totaal</b> | <b>Brand-hout</b>   | <b>Houts-kool <sup>4)</sup></b> | <b>Sub totaal</b> |   |
| Brokopondo      | 163.168  |                               | 149                                    | 56                            | 502                               | 163.875           |   |                                 |                   | 163.875   |
| Commewijne      | 16.212   |                               | 7                                      |                               |                                   | 16.219            |   |                                 |                   | 16.219  |
| Coronie         |  |                               |  |                               |                                   |                   |   |                                 |                   |   |
| Marowijne       | 65.407   |                               | 548                                    | 7                             | 77                                | 66.039            |   |                                 |                   | 66.039  |
| Nickerie        | 1.328  |                               |  |                               |                                   | 1.328             |   |                                 |                   | 1.328   |
| Para            | 182.183  |                               | 1.378                                  | 48                            | 1.503                             | 185.112           | 408   |                                 | 408               | 185.520   |
| Saramacca       | 22   |                               |  |                               |                                   | 22                |   |                                 |                   | 22  |
| Sipaliwini      | 640.743  |                               |  | 23                            | 556                               | 641.322           |   |                                 |                   | 641.322   |
| Wanica          |  |                               |  |                               |                                   |                   |   |                                 |                   |   |
| Onbekend        | 8.268  | 1.165                         |  |                               |                                   | 9.433             |   |                                 |                   | 9.433   |
| <b>Totaal</b>   | <b>1.077.331</b>                                       | <b>1.165</b>                  | <b>2.082</b>                           | <b>134</b>                    | <b>2.638</b>                      | <b>1.083.350</b>  | <b>408</b>  |                                 | <b>408</b>        | <b>1.083.758</b>                                  |

**Opmerking:**

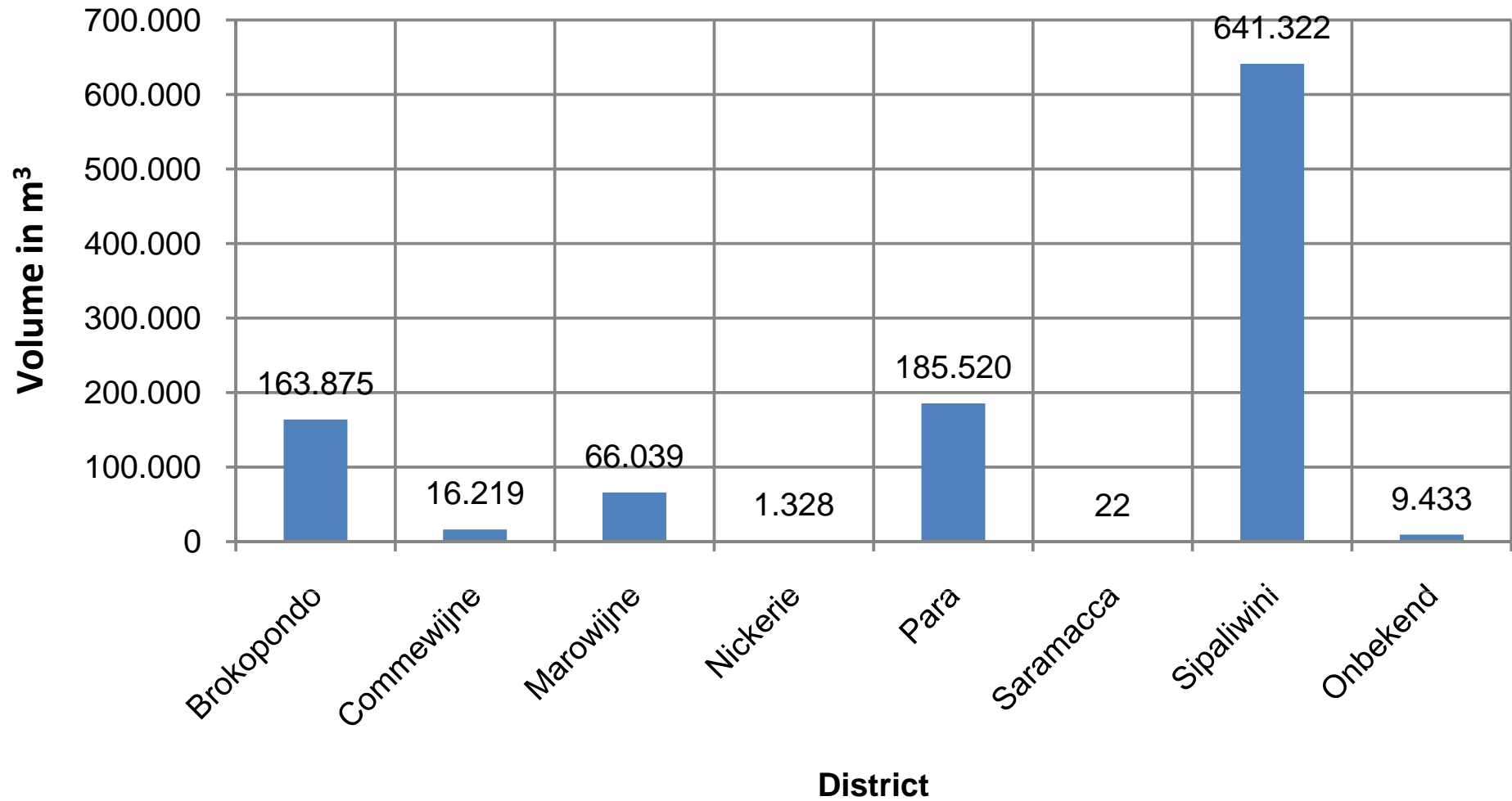
1) Korte draadpalen 60 stuks = 1 m<sup>3</sup>

2) Shingels 2300 st = 1m<sup>3</sup>

3) Het assortiment gezaagd hout betreft hout dat in het bos (productie gebied) met o.a. de kettingzaag ter plekke verzaagd is tot planken

4) 100 kg houtskool = 1 m<sup>3</sup> rondhout equivalent

**FIGUUR 1. TOTALE RONDHOUT PRODUCTIE PER DISTRICT IN 2018**



**TABEL 2.** PRODUCTIE VAN OVERIGE BOSPRODUCTEN PER ASSORTIMENT EN PER DISTRICT IN 2018 (IN AANTALLEN)

| District      | Kraaien<br>poten<br>in stuks | Bonen<br>staken<br>in stuks | Perkoen<br>palen<br>in stuks | Stuten<br>hout<br>in stuks | Roer<br>stokken<br>in stuks | Sparren<br>hout<br>in stuks | Fuik<br>stokken<br>in stuks | Tomaat<br>stokken<br>in stuks | Lianen<br>in stuks<br>m | Troeli<br>bladeren<br>in bundels | Pina<br>bladeren<br>in bundels |
|---------------|------------------------------|-----------------------------|------------------------------|----------------------------|-----------------------------|-----------------------------|-----------------------------|-------------------------------|-------------------------|----------------------------------|--------------------------------|
| Brokopondo    | 480                          |                             |                              |                            |                             | 300                         |                             |                               |                         |                                  |                                |
| Commewijne    |                              |                             |                              |                            |                             |                             |                             |                               |                         |                                  |                                |
| Coronie       |                              |                             |                              |                            |                             |                             |                             |                               |                         |                                  |                                |
| Marowijne     |                              |                             |                              |                            |                             |                             |                             |                               |                         |                                  |                                |
| Nickerie      |                              |                             |                              |                            |                             |                             | 350                         |                               |                         |                                  |                                |
| Para          | 29.911                       | 326.155                     |                              |                            |                             | 8.750                       | 9.740                       | 86.866                        |                         |                                  |                                |
| Saramacca     |                              |                             |                              |                            |                             |                             |                             |                               |                         |                                  |                                |
| Sipaliwini    |                              |                             |                              |                            |                             |                             |                             |                               |                         |                                  |                                |
| Wanica        |                              |                             |                              |                            |                             |                             |                             |                               |                         |                                  |                                |
| <b>Totaal</b> | <b>30.391</b>                | <b>326.155</b>              |                              |                            |                             | <b>9.050</b>                | <b>10.090</b>               | <b>86.866</b>                 |                         |                                  |                                |

**TABEL 3.** PRODUCTIE VAN VIERKANT BEKAPTE PALEN PER HOUTSOORT EN PER DISTRICT IN 2018 (PER M<sup>3</sup>)

| Houtsoort     | District   | Totaal     |
|---------------|------------|------------|
|               | Onbekend   |            |
| Basralocus    | 699        | 699        |
| <b>Totaal</b> | <b>699</b> | <b>699</b> |

**TABEL 4.** INDUSTRIËLE RONDHOUT PRODUCTIE PER HOUTSOORT VAN DE KLASSE A HOUTSOORTEN VAN 2016 - 2018 (IN M<sup>3</sup> RONDHOUT EQUIVALENT)

| Lokale handelsnaam                  | Internationale handelsnaam                      | Botanische naam   | 2016<br>Industrieel *<br>rondhout<br>in m <sup>3</sup> | 2017<br>Industrieel *<br>rondhout<br>in m <sup>3</sup> | 2018<br>Industrieel *<br>rondhout<br>in m <sup>3</sup> |
|-------------------------------------|---|---|--|--|--|
| Agrobigi (Groot-, kleinbloemige)    | <i>Faveira bengué</i>                           | <i>Parkia nitida, Parkia ulei</i>                             | 296  | 744  | 847  |
| Ajawa tingimoni (Aluwa pisi)        | <i>Amesclao, Ulu</i>                            | <i>Trattinnickia burserifolia, rhoifolia &amp; demerarae</i>  | 2.615  | 4.222  | 8.692  |
| Appel kwari (Apra-kwari)            | <i>Kwari, Quaruba</i>                           | <i>Vochysia densiflora</i>                                    | 71   | 60   | 25   |
| Baboen (Hoogland, Laagland)         | <i>Baboen, Virola, Banak</i>                    | <i>Virola surinamensis, Virola michelii, Vorola sebifera</i>  | 1.124  | 1.312  | 1.060  |
| Basralokus                          | <i>Basralocus, Angélique</i>                    | <i>Dicorynia guianensis</i>                                   | 159.710  | 205.809  | 242.067  |
| Blaka-beri (Meri)                   | <i>Chanul</i>                                   | <i>Humiria balsamifera</i>                                    | 523  | 1.555  | 507  |
| Boletri                             | <i>Macaranduba, Maçaranduba</i>                 | <i>Manilkara bidentata</i>                                    | 12.201   | 29.698   | 44.567   |
| Bos-mahonie (Witte Pinto-locus)     | <i>Grocai-rosa</i>                              | <i>Martiodendron parviflorum</i>                              | 18.797   | 28.760   | 28.527   |
| Bostamarinde, Bostamarin            | <i>Angelim pintado</i>                          | <i>Hydrochorea corymbosa, Hydrochorea gonggrijpii</i>         | 2.418  | 6.836  | 14.036   |
| Bruinhart                           | <i>Wacapou</i>                                  | <i>Vouacapoua americana</i>                                   | 25.641   | 28.350   | 31.225   |
| Ceder, Sedre                        | <i>Cedro, Cèdre, Cedar</i>                      | <i>Cedrela odorata</i>  | 451  | 728  | 866  |
| Donceder, donsedre                  | <i>Cedrorana</i>                                | <i>Cedrelinga cateniformis</i>                                | 1.945  | 4.403  | 11.046   |
| Dyadidya                            | <i>Djedoe, Kaditiri, Tachyrana</i>              | <i>Sclerobium melinonii</i>                                   | 37   | 231  | 181  |
| Feli-kwari (Mawsi-kwari)            | <i>Jaboty, Jaboti</i>                           | <i>Erismia uncinatum</i>                                      | 9.769  | 17.787   | 31.971   |
| Gele kabbes                         | <i>Arisauro</i>                                 | <i>Vatairea guianensis, Vataireopsis speciosa</i>             | 2.656  | 5.244  | 6.857  |
| Gevlamde Bostamarinde               | <i>Angelim rajado, Bois serpent, Marblewood</i> | <i>Zygia racemosa</i>   | 1.036  | 1.368  | 1.671  |
| Gindya-udu                          | <i>Fukadi, Nargusta</i>                         | <i>Buchenavia tetraphylla, Terminalia guyanensis</i>          | 17.852   | 27.588   | 30.600   |
| Groenhart                           | <i>Ipe, Lapacho, Tabebuia, Ipé</i>              | <i>Tabebuia serratifolia, Handroanthus serratifolius</i>      | 4.527  | 5.900  | 7.454  |
| Gronfelo (Berg, Hoogland, Laagland) | <i>Mandio, Quarub, Gronfoelo, Mandioqueira</i>  | <i>Qualea rosea, Qualea albiflora, Qualea coerulea</i>        | 71.281   | 113.720  | 138.502  |
| Gubaya                              | <i>Gobaja, Para-para, Caroba</i>                | <i>Jacaranda copaia</i>                                       | 38   | 59   | 58   |
| Guyaba-kwari (Blauw-kwari)          | <i>Mandio, Gronfoeloe</i>                       | <i>Qualea dinizii</i>   | 1.753  | 4.824  | 13.176   |
| Hoepelhout                          | <i>Copaiba</i>                                  | <i>Copaifera guianensis</i>                                   |  | 17   |  |
| Ingi-pipa                           | <i>Tauri</i>                                    | <i>Couratari oblongifolia, Couratari stellata</i>             | 4.729  | 3.695  | 8.158  |
| Kaneelhart                          | <i>Brown silverballi, Kaneelhart</i>            | <i>Kubitzkia mezii, Licaria cannella</i>                      | 78   | 297  | 457  |
| Kankantri                           |   | <i>Ceiba pentandra</i>  |  | 2  | 10   |
| Katun-udu                           | <i>Guacimo, Estriveira</i>                      | <i>Lueheopsis rugosa</i>                                      | 3  | 21   | 24   |
| Kopi                                | <i>Cupiuba, Kabukalli, Kopi, Goupie</i>         | <i>Goupia glabra</i>  | 33.869   | 51.024   | 74.546   |
| Krapa (Rode, Man en Witte)          | <i>Andiroba, Crabwood</i>                       | <i>Carapa guianensis</i>                                      | 354  | 3.192  | 460  |
| kromanti-kopi (Kleinbladige)        | <i>Araracanga, Shibadan</i>                     | <i>Aspidosperma sandwithianum, helstonei &amp; desmanthum</i> | 2.340  | 4.222  | 5.319  |
| Kunatepi                            | <i>Trebol</i>                                   | <i>Handroanthus capitatus, Platymiscium ulei</i>              | 1.396  | 2.261  | 2.874  |
| Kwata-kama                          | <i>Faveira bolota, Fava bolata</i>              | <i>Parkia pendula</i>   | 391  | 2.220  | 5.310  |
| Kwata-patu                          | <i>Sapucaia</i>                                 | <i>Lecythis zabucajo</i>                                      | 909  |  | 4.349  |
| Letterhout                          | <i>Snakewood, Letterwood, Leopardwood</i>       | <i>Brosimum guianense</i>                                     | 1.234  | 459  | 5  |
| Maka-grin                           | <i>White tabebuia, Warakur, Ipé</i>             | <i>Tabebuia capitata, Handroanthus capitatus</i>              | 12.079   | 17.438   | 16.774   |

Wordt vervolgd

Vervolg

| Lokale handelsnaam   | Internationale handelsnaam                               | Botanische naam  | 2016<br>Industrieel *<br>rondhout<br>in m <sup>3</sup> | 2017<br>Industrieel *<br>rondhout<br>in m <sup>3</sup> | 2018<br>Industrieel *<br>rondhout<br>in m <sup>3</sup> |
|--|--|--|--|--|--|
| Maka-kabbes  | <i>Angelim, Angelim da mata</i>                          | <i>Hymenolobium flavum</i>   | 27.436   | 42.562   | 51.769   |
| Man-barklak (Berg, Hoogland)   | <i>Manbarklak; Black kakaralli, Kakaralli, Matá-matá</i> | <i>Eschweilera subglandulosa</i>   | 186  | 5.644  | 718  |
| Man-letterhout   |  | <i>Maquira guianensis</i>  | 6  | 4  | 1  |
| Mora   | <i>Mora</i>  | <i>Mora excelsa</i>  | 7  | 457  | 82   |
| Mora-bukeya  | <i>Mora; Morabukeya</i>                                  | <i>Mora gonggrijpii</i>  | 387  |  | 12.633   |
| Morototo   | <i>Morototo</i>  | <i>Schefflera morototoni, Schefflera decaphylla</i>  | 38   | 26   | 13   |
| Okerhout (Okro-udu)  | <i>Kobe</i>  | <i>Sterculia pruriens, Sterculia villifera</i>   | 611  | 785  | 743  |
| Pakuli, Geelhart   | <i>Bacuri, Pakuri</i>                                    | <i>Platonia insignis, Garcinia, Rheedia spp.</i>   | 2.305  | 7.010  | 11.461   |
| Pata-wana (Pataku-wana)  |  | <i>Chaunochiton kappleri, Gordonia fruticosa</i>   | 64   | 204  | 322  |
| Pinto-boletri  |  | <i>Chrysophyllum argenteum</i>   | 6  | 10   | 114  |
| Pisi (Gele, Kras, Kaneel, Pegreku, Waikara, Wana, Witte, Zilver, Zwarte) | <i>Louro, Kereti, Canelo, Canela, White silverballi</i>  | <i>Ocotea floribunda, Ocotea glomerata, Aniba kappleri, Ocotea puberula, Aniba hostmanniana, Ocotea splendens, Ocotea guianensis, Licaria, Ocotea petalanthera</i> | 1.218  | 1.836  | 2.133  |
| Prokoni (Rode)   | <i>Inga</i>  | <i>Inga alba</i>   | 27   | 1.209  | 2.995  |
| Purperhart (Man)   | <i>Purpleheart, Amarante, Amaranth</i>                   | <i>Peltogyne venosa</i>  | 24.000   | 32.393   | 28.269   |
| Riemhout (Wit, Zwarte)   | <i>Konoko, Moraballi, Apixuna</i>                        | <i>Micropholis venulosa, Micropholis egensis</i>   | 269  | 528  | 4.510  |
| Rode kabbes (Grootbladige, kleinbladige)                                 | <i>Angelin, Red cabbage bark, e.a</i>                    | <i>Andira surinamensis, coriacea &amp; inermis</i>   | 9.002  | 10.624   | 18.444   |
| Rode locus   | <i>Jatoba, Courbaril</i>                                 | <i>Hymenaea courbaril</i>  | 3.595  | 4.581  | 5.874  |
| Sali (Hoogbos tingimoni, Meli, Rode, Soro, Tingimoni)                    | <i>Sali</i>  | <i>Tetragastris hostmannii, Tetragastris altissima, Trichilia quadrijuga, Trichilia surinamensis, Tetragastris panamensis</i>                                      | 390  | 1.354  | 2.270  |
| Satijnhout   | <i>Satiné, Dukaliballi, Pau rainha</i>                   | <i>Brosimum rubescens</i>  | 788  | 1.170  | 1.696  |
| Savanne-bolletrie  |  | <i>Himanthanthus articulata</i>  |  | 2  |  |
| Sawari   | <i>Piquiarana, Cagiu</i>                                 | <i>Caryocar glabrum</i>  |  | 19   | 50   |
| Slangenhout  | <i>Hububalli, Slangenhout</i>                            | <i>Loxopterygium sagotii, Astronium lecointei</i>  | 685  | 1.694  | 2.368  |
| Sumaruba   | <i>Marupa, Simaruba</i>                                  | <i>Simarouba amara</i>   | 3.256  | 4.136  | 3.906  |
| Tamaren-prokoni  | <i>Assao</i>   | <i>Enterolobium schomburgkii</i>   | 191  | 2.545  | 4.495  |
| Tingimoni (Getande, Harde bast)  | <i>Amesclao, Kurokai; Ulu, Amesclao</i>                  | <i>Protium sagotianum, Trattinickia spp.</i>   | 146  | 408  | 526  |
| Tonka  | <i>Cumaru</i>  | <i>Dipteryx odorata, Dipteryx punctata</i>   |  | 11   | 147  |
| Walaba   | <i>Walaba, Wallaba</i>                                   | <i>Eperua falcata, Eperua schomburgkiana</i>   | 20.198   | 30.869   | 22.508   |
| Wana   | <i>Wana, Louro vermelho, Determa,</i>                    | <i>Eschweilera pedicellata, Sextonia rubra, Ocotea rubra</i>   | 35.963   | 33.073   | 34.333   |
| Wana-kwari (Weti-kwari)  | <i>Quaruba, Iteballi</i>                                 | <i>Vochysia tomentosa</i>  | 10.247   | 15.297   | 26.696   |
| Watrakan (Awalapau, Alolapau)  |  |  |  | 66   | 41   |
| Watra-kwari  | <i>Quaruba; Kwari; Iteballi; Yemeri</i>                  | <i>Vochysia tetraphylla</i>  | 10   | 6  | 7  |
| Wis-wis-kwari (Redi-kwari)   | <i>Kwari, Quaruba, Iteballi, Yemeri</i>                  | <i>Vochysia guianensis</i>   | 2.773  | 4.669  | 9.594  |
| Youngu Kabbes  | <i>Agelim, Faveira</i>                                   | <i>Vataireopsis speciosa</i>   | 4.548  | 11.327   | 12.876   |
| Yzerhart   | <i>Bannia, Boco, Wamara, Yzerhart, Coração de Negro</i>  | <i>Bocoa prouacensis, Swartzia guianensis</i>  | 563  | 2.793  | 1.485  |
| Zwarte kabbes  | <i>Sucupira, Tatabu</i>                                  | <i>Diplotropis purpurea</i>  | 7.004  | 11.878   | 14.510   |
| Zwarte pinto-locus   |  | <i>Talisia cf. pedicellaris</i>  | 4  | 461  | 22   |
| <b>Totaal</b>  |  |  | <b>548.046</b>   | <b>803.697</b>   | <b>1.009.832</b>                                       |

Opmerking: \* = Industrieel rondhout exclusief de kleine houtwaren

**TABEL 5. INDUSTRIËLE RONDHOUT PRODUCTIE PER HOUTSOORT VAN DE KLASSE B HOUTSOORTEN VAN 2016 - 2018 (IN M<sup>3</sup> RONDHOUT EQUIVALENT)**

| Lokale handelsnaam                              | Internationale handelsnaam                       | Botanische naam  | 2016<br>Industrieel *<br>rondhout<br>in m <sup>3</sup> | 2017<br>Industrieel *<br>rondhout<br>in m <sup>3</sup> | 2018<br>Industrieel *<br>rondhout<br>in m <sup>3</sup> |
|---|--|--|--|--|--|
| Alata-udu                                       |  | <i>Minquartia guianensis</i>   |  | 7  |  |
| Anawra (Zwamp, Eigron)                          | <i>Kautaballi, Anaoura</i>                       | <i>Couepia, Hirtella, Licania</i>  | 9  | 17   | 35   |
| Ayo-ayo (Suradani)                              | <i>Pilon, Pilón, Napo, Suradan</i>               | <i>Hyeronima alchorneoides</i>   | 11   | 73   | 75   |
| Barmani   | <i>Baromalli</i>                                 | <i>Catostemma fragrans</i>   | 2  | 6  | 4  |
| Basra boletri (Basra botri)                     |  | <i>Manilkara huberi, Hyeronima alchorneoides</i>   | 46   | 162  | 193  |
| Batambali                                       |  | <i>Ecclinusa guianensis</i>  | 3  |  |  |
| Bebe (Basra, Bergi, Bergi Man, Hoogland, Watra) | <i>Saboarana</i>                                 | <i>Alchorneopsis floribunda, Pterocarpus</i>   | 167  | 3.028  | 4.226  |
| Bergi-bit                                       |  | <i>Geissospermum sericeum</i>  |  |  | 3  |
| Bofru-udu                                       | <i>Dukuria</i>                                   | <i>Sacoglottis cydonioides, Sacoglottis guianensis</i>   | 10   | 160  | 282  |
| Bosamandel                                      | <i>Fukadi, Tanibuca</i>                          | <i>Terminalia dichotoma</i>  | 168  | 1.606  | 2.294  |
| Bos-guyave                                      |  | <i>Myrcia amazonica</i>  |  |  | 1  |
| Boskalebas                                      |  | <i>Couropita guianensis</i>  |  | 4  |  |
| Boskasyu  | <i>Espave</i>                                    | <i>Anacardium giganteum, Anacardium spruceanum</i>   | 13   | 55   | 89   |
| Boskatoen                                       | <i>Yankomini</i>                                 | <i>Eriotheca crassa, Bombacopsis nervosa</i>   | 720  | 1.802  | 3.040  |
| Bos-kofi  |  | <i>Casearia macrophylla</i>  |  |  | 3  |
| Bradilifi                                       |  | <i>Coccoloba spp.</i>  | 3  | 1  |  |
| Brudu-udu                                       |  | <i>Iryanthera sagotiana</i>  |  |  | 8  |
| Dakama  | <i>Aieoueko, Fava-vermelha</i>                   | <i>Dimorphandra conjugata</i>  |  | 107  | 18   |
| Dju-boletri                                     |  | <i>Pouteria trigonosperma</i>  |  | 24   | 158  |
| Dukali  | <i>Amapa</i>                                     | <i>Brosimum parinarioides</i>  | 60   | 568  | 355  |
| Foman (Witte dyu-bolletrie)                     |  | <i>Chaetocarpus schomburgkianus</i>  |  | 17   | 23   |
| Fungu (Echte, Rode, Witte, Zwarte)              | <i>Kautaballi, Burada, Rarsha, Bois gaulette</i> | <i>Licania, Hirtella, Parinari campestris, Drypetes variabilis, Licania densiflora, Parinari</i> | 261  | 6.075  | 7.943  |
| Gandu   | <i>Ferréol, Coração de negro</i>                 | <i>Swartzia longicarpa, Swartzia panacoco</i>  | 1  |  | 72   |
| Gedu (Miera,Rode, Witte, Zwarte)                | <i>Djedu, Kaditiri</i>                           | <i>Sclerolobium albiflorum</i>   | 53   | 117  | 83   |
| Geri-udu (Masala-udu)                           |  | <i>Pogonophora schomburgkiana</i>  |  | 27   | 11   |
| Gomhout   |  | <i>Sapium spp.</i>   |  |  | 5  |
| Hevea   | <i>Hévéa</i>                                     | <i>Hevea guianensis</i>  |  | 24   | 30   |
| Kalebashout (Krabasi-udu)                       | <i>Nargusta</i>                                  | <i>Vitex, Citharexylum macrophyllum</i>  |  | 3  | 25   |
| Kankan-udu                                      |  | <i>Apeiba petoumo</i>  |  |  | 9  |
| Kaw-udu   | <i>Tatajuba</i>                                  | <i>Bagassa guianensis</i>  | 10.487   | 17.653   | 15.084   |
| Kimboto (Bos, Hoogland)                         | <i>Abiu, Chupon</i>                              | <i>Pradosia ptychandra, Chrysophyllum pomiferum, Pradosia, Pradosia surinamensis</i>             | 7.327  | 7.432  | 7.501  |

**Wordt vervolgd**



**Vervolg**

| <b>Lokale handelsnaam</b>      | <b>Internationale handelsnaam</b>    | <b>Botanische naam</b>   | <b>2016<br/>Industrieel *<br/>rondhout<br/>in m<sup>3</sup></b> | <b>2017<br/>Industrieel *<br/>rondhout<br/>in m<sup>3</sup></b> | <b>2018<br/>Industrieel *<br/>rondhout<br/>in m<sup>3</sup></b> |
|--------------------------------|--------------------------------------|--|---|---|---|
| Koto-tiki                      |                                      | <i>Mabea piriri</i>  |   |   | 1   |
| kokriki (Hoogland)             | <i>Tento</i>                         | <i>Ormosia paraensis, Drypetes variabilis, Ormosia coccinea</i>                    | 321   | 1.166   | 1.691   |
| Kromoko                        |                                      | <i>Eugenia spp.</i>  |   | 3   |   |
| Kurahara (Kurali)              | <i>Santa maria, Jacareuba</i>        | <i>Calophyllum brasiliense, Calophyllum longifolium</i>                            | 32  | 57  | 55  |
| Kwaskwasi-udu                  |                                      | <i>Ampelocera edentula</i>   |   |   | 5   |
| Kwasiba                        |                                      | <i>Pouteria spp.</i>   | 23  | 51  | 135   |
| Kwepi (Berg, Harde bast, Rode) | <i>Kautaballi</i>                    | <i>Licania laxiflora, Hirtella macrosepala, Licania laxiflora, Licania apetala</i> | 37  | 361   | 338   |
| Laksiri (Hoogland, Laagland)   | <i>Camacari, Tamaquare</i>           | <i>Stryphnodendron polystachyum, Caraipa richardiana, Caraipa densifolia</i>       | 25  | 160   | 242   |
| Lika-udu                       | <i>Inyak</i>                         | <i>Antonia ovata</i>   | 3   | 46  | 60  |
| Lontu-kasi                     |                                      | <i>Byrsonima stipulacea, Spachea elegans</i>                                       |   |   | 10  |
| Laurier-kers                   |                                      | <i>Chrysophyllum cuneifolium</i>   |   |   | 3   |
| Makraka                        |                                      | <i>Cynometra hostmanniana</i>  |   |   | 3   |
| Mapa                           | <i>Amapa</i>                         | <i>Couma guianensis</i>  | 993   | 1.223   | 880   |
| Marisibali                     |                                      | <i>Licania micrantha</i>   |   | 4   | 19  |
| Marma-dosu                     |                                      | <i>Amaioua guianensis, Duroia eriopila</i>   |   | 3   |   |
| Mataki                         | <i>Mani, Manil, Anani, Chewstick</i> | <i>Symphonia globulifera</i>   | 72  | 414   | 807   |
| Merki-udu                      |                                      | <i>Ficus maxima, Ficus nymphaeifolia, Sapium glandulosum</i>                       | 7   |   | 10  |
| Mowmow                         |                                      | <i>Pachira aquatica</i>  |   |   | 8   |
| Neku-udu                       | <i>Tento, Haiari</i>                 | <i>Alexa wachenheimii, Lonchocarpus latifolia</i>                                  | 39  | 127   | 102   |
| Nyamsi-udu                     |                                      | <i>Torrubia offersiana</i>   |   | 2   |   |
| Pakira-tiki                    |                                      | <i>Tapura guianensis</i>   |   |   | 6   |
| Panta (Zwamp)                  |                                      | <i>Tabebuia fluviatilis</i>  |   |   | 8   |
| Parelhout (Pari udu)           |                                      | <i>Aspidosperma excelsum, Aspidosperma album</i>                                   | 236   | 109   | 51  |
| Pari-tiki                      |                                      |  | 6   |   | 18  |
| Pepre-udu                      |                                      | <i>Pera bicolor</i>  |   |   | 4   |
| Pikin-misiki                   | <i>Timborana</i>                     | <i>Pseudopiptadenia suaveolens</i>   | 1.698   | 5.496   | 9.858   |
| Pikin-tiki                     |                                      | <i>Maprounea guianensis</i>  |   |   | 2   |
| Pinto-kopi (Kaiman-udu)        | <i>Warakairo, Pau-Jacare</i>         | <i>Laetia procera</i>  | 82  | 281   | 808   |
| Pinus                          | <i>Pitch pine; Carribbean pine</i>   | <i>Pinus caribaea</i>  | 103   | 61  | 87  |
| Rode knipa                     |                                      |  | 2   |   |   |
| Santi-udu                      |                                      | <i>Licania ovalifolia</i>  | 3   | 11  | 12  |
| Sindja-plé                     |                                      |  |   | 1   | 5   |
| Soko-soko-mapa                 |                                      | <i>Macoubea guianensis</i>   |   | 6   | 34  |
| Sopo-udu                       | <i>Huruasa</i>                       | <i>Abarema jupunba, Pithecellobium jupunba</i>                                     | 41  | 318   | 16  |

**Wordt vervolgd**

**Vervolg**

| Lokale handelsnaam               | Internationale handelsnaam       | Botanische naam                                      | 2016<br>Industrieel *<br>rondhout<br>in m <sup>3</sup> | 2017<br>Industrieel *<br>rondhout<br>in m <sup>3</sup> | 2018<br>Industrieel *<br>rondhout<br>in m <sup>3</sup> |
|----------------------------------|----------------------------------|--|--|--|--|
| Spikri-udu                       |                                  | <i>Mouriri</i> spp.                                  | 2  | 4  | 266  |
| Swa-udu                          |                                  | <i>Gordonia fruticosa</i>                            |  |  | 16   |
| Swieti-boontje                   | <i>Inga</i>                      | <i>Inga</i> spp.                                     |  | 1  | 7  |
| Takini                           |                                  | <i>Brosimum acutifolium</i>                          | 2  | 150  | 5  |
| Tamarin (Laagland, Zwamp)        |                                  | <i>Hydrochorea</i> spp.                              |  |  | 4  |
| Tete-udu (Gele bast, Witte bast) | <i>Sapucaia-vermelha</i>         | <i>Lecythis poiteaui</i>                             | 616  | 1.051  | 2.338  |
| Uma-barklak (Berg)               | <i>Sapucaia, Wina, Matá-matá</i> | <i>Eschweilera congestiflora</i>                     |  | 54   | 208  |
| Weti-udu                         |                                  | <i>Tapirira guianensis</i>                           | 2  | 6  | 4  |
| Yakanta (Gele bast, Rode bast)   |                                  | <i>Dendrobangia boliviana, Poraqueiba guianensis</i> |  | 5  | 22   |
| Yori-yori                        |                                  | <i>Vataireopsis</i>                                  | 3.256  | 5.286  | 7.777  |
| <b>Totaal</b>                    |                                  |  | <b>26.942</b>  | <b>55.425</b>  | <b>67.495</b>  |

**Opmerking:** \* = Industrieel rondhout exclusief de kleine houtwaren

**TABEL 6.** TOTALE RONDHOUT PRODUCTIE PER ASSORTIMENT EN PER STATUS VAN TERREIN IN 2018  
(IN M<sup>3</sup> RONDHOUT EQUIVALENT)

| Status van terrein             | Industriële rondhout productie in m <sup>3</sup> |                        |                                |                        |                            |                  | Niet - industriële rondhout productie in m <sup>3</sup> |                         |            | Totale rondhout productie in m <sup>3</sup> |
|--------------------------------|--|------------------------|--------------------------------|------------------------|----------------------------|------------------|---|-------------------------|------------|---|
|                                | Rondhout (Zaag- en Schilhout)                    | Vierkant bekapte palen | Korte draadpalen <sup>1)</sup> | Shingels <sup>2)</sup> | Gezaagd hout <sup>3)</sup> | Sub totaal       | Brandhout   | Houtskool <sup>4)</sup> | Sub totaal |   |
| Concessie                      | 793.907  |                        | 581                            |                        | 1.350                      | 795.838          | 23  |                         | 23         | 795.861                                     |
| Cultuurbos                     | 39   |                        |                                |                        |                            | 39               |   |                         |            | 39  |
| Domein                         | 216  |                        |                                |                        |                            | 216              |   |                         |            | 216   |
| Eigendom                       | 2.401  |                        | 523                            | 46                     | 92                         | 3.062            | 357   |                         | 357        | 3.419                                       |
| Erfpacht                       | 358  |                        |                                |                        |                            | 358              |   |                         |            | 358   |
| Gemeenschapsbos                | 117.273  |                        | 497                            | 82                     | 884                        | 118.736          | 28  |                         | 28         | 118.764                                     |
| Grondhuur                      | 1.847  |                        |                                |                        |                            | 1.847            |   |                         |            | 1.847                                       |
| Houtkap Vergunning             | 75.565   |                        |                                | 6                      |                            | 75.571           |   |                         |            | 75.571                                      |
| Incidentele Houtkap Vergunning | 18.734   |                        | 117                            |                        | 33                         | 18.884           |   |                         |            | 18.884                                      |
| Reserve                        | 20.304   |                        | 364                            |                        | 141                        | 20.809           |   |                         |            | 20.809                                      |
| Ter beschikking gesteld        | 46.687   |                        |                                |                        | 79                         | 46.766           |   |                         |            | 46.766                                      |
| Onbekend                       |  | 1.165                  |                                |                        | 59                         | 1.224            |   |                         |            | 1.224                                       |
| <b>Totaal</b>                  | <b>1.077.331</b>                                 | <b>1.165</b>           | <b>2.082</b>                   | <b>134</b>             | <b>2.638</b>               | <b>1.083.350</b> | <b>408</b>  |                         | <b>408</b> | <b>1.083.758</b>                            |

**Opmerking:**

1) Korte draadpalen 60 stuks = 1 m<sup>3</sup>

2) Shingels 2300 st = 1m<sup>3</sup>

3) Het assortiment gezaagd hout betreft hout dat in het bos (productie gebied) met o.a. de kettingzaag ter plekke verzaagd is tot planken

4) 100 kg houtskool = 1 m<sup>3</sup> rondhout equivalent

**TABEL 7.** TOTALE RONDHOUT PRODUCTIE PER ASSORTIMENT EN PER MAAND IN 2018 (IN M<sup>3</sup> RONDHOUT EQUIVALENT)

| Maand         | Industriële rondhout productie in m <sup>3</sup> |                        |                                |                        |                            |                  | Niet - industriële rondhout productie in m <sup>3</sup> |                          |            | Totale rondhout productie in m <sup>3</sup> |
|---------------|--|------------------------|--------------------------------|------------------------|----------------------------|------------------|---|--------------------------|------------|---|
|               | Rondhout (Zaag- en Schilhout)                    | Vierkant bekapte palen | Korte draadpalen <sup>1)</sup> | Shingels <sup>2)</sup> | Gezaagd hout <sup>3)</sup> | Sub totaal       | Brand-hout  | Houts-kool <sup>4)</sup> | Sub totaal |   |
| Januari       | 62.953   |                        | 162                            | 10                     | 52                         | 63.177           | 49  |                          | 49         | 63.226                                      |
| Februari      | 74.687   |                        | 89                             | 19                     | 236                        | 75.031           | 49  |                          | 49         | 75.080                                      |
| Maart         | 116.530  |                        | 214                            | 21                     | 206                        | 116.971          | 76  |                          | 76         | 117.047                                     |
| April         | 105.169  |                        | 127                            | 2                      | 114                        | 105.412          | 35  |                          | 35         | 105.447                                     |
| Mei           | 72.101   |                        | 77                             |                        | 138                        | 72.316           | 35  |                          | 35         | 72.351                                      |
| Juni          | 87.614   |                        | 126                            | 29                     | 154                        | 87.923           | 22  |                          | 22         | 87.945                                      |
| Juli          | 52.654   |                        | 148                            | 3                      | 713                        | 53.518           | 28  |                          | 28         | 53.546                                      |
| Augustus      | 100.009  |                        | 190                            | 8                      | 210                        | 100.417          | 49  |                          | 49         | 100.466                                     |
| September     | 99.016   |                        | 266                            | 13                     | 252                        | 99.547           | 46  |                          | 46         | 99.593                                      |
| Oktober       | 106.899  |                        | 213                            | 11                     | 206                        | 107.329          | 7   |                          | 7          | 107.336                                     |
| November      | 130.144  |                        | 224                            | 14                     | 277                        | 130.659          |   |                          | 0          | 130.659                                     |
| December      | 69.555   |                        | 246                            | 4                      | 80                         | 69.885           | 12  |                          | 12         | 69.897                                      |
| Onbekend      |  | 1.165                  |                                |                        |                            | 1.165            |   |                          |            | 1.165                                       |
| <b>Totaal</b> | <b>1.077.331</b>                                 | <b>1.165</b>           | <b>2.082</b>                   | <b>134</b>             | <b>2.638</b>               | <b>1.083.350</b> | <b>408</b>  |                          | <b>408</b> | <b>1.083.758</b>                            |

**Opmerking:**

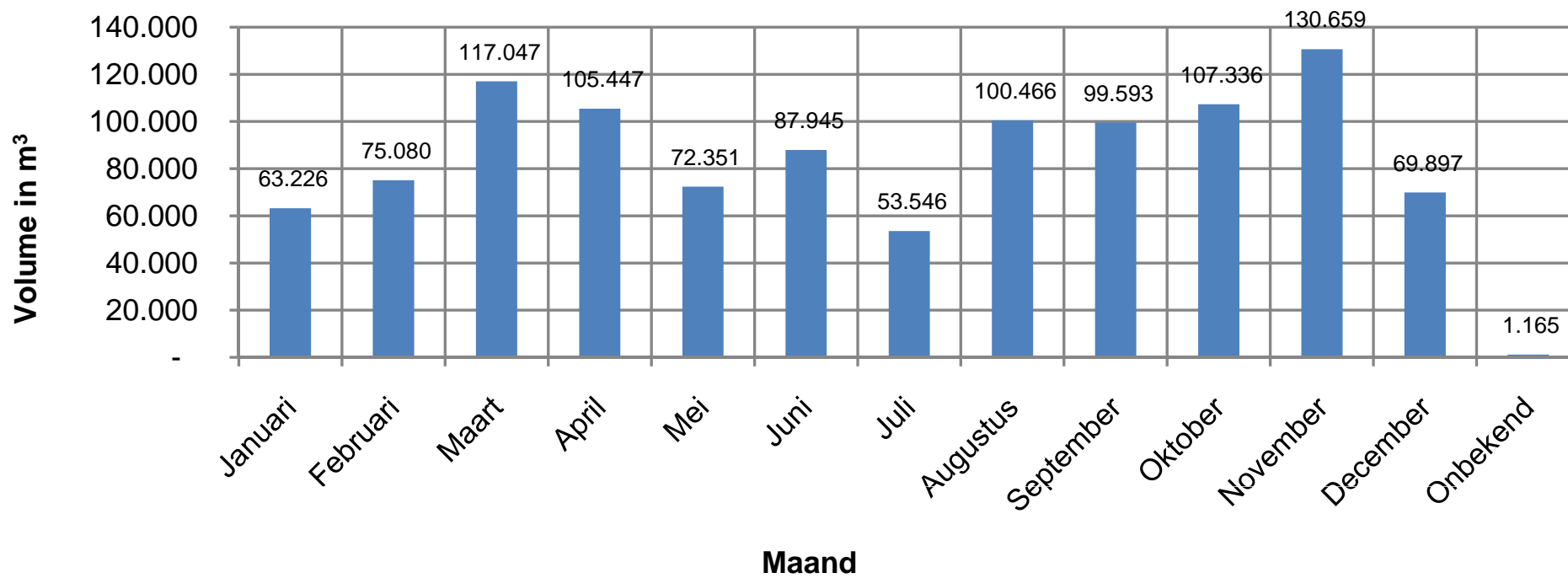
1) Korte draadpalen 60 stuks = 1 m<sup>3</sup>

2) Shingels 2300 st = 1m<sup>3</sup>

3) Het assortiment gezaagd hout betreft hout dat in het bos (productie gebied) met o.a. de kettingzaag ter plekke verzaagd is tot planken

4) 100 kg houtskool = 1 m<sup>3</sup> rondhout equivalent

**FIGUUR 2. TOTALE RONDHOUT PRODUCTIE PER MAAND IN 2018**



**TABEL 8.** TOTALE RONDHOUT PRODUCTIE PER VERGUNNINGHOUDER / EXPLOITANT IN 2018(IN M<sup>3</sup> RONDHOUT EQUIVALENT)

| No. | Vergunninghouder/Exploitant          | Rondhout<br>in m <sup>3</sup> | Vierk.bek.<br>palen in m <sup>3</sup> | Overige hout<br>producten in m <sup>3</sup> | Totale rondhout<br>productie in m <sup>3</sup> |
|-----|--------------------------------------|-------------------------------|---------------------------------------|---|--|
| 1   | 10 dorpen van de stam der Matuariers | 53.281                        |                                       |   | 53.281   |
| 2   | Abente Basia                         | 61                            |                                       |   | 61   |
| 3   | Abhelakh Mahendre                    | 1.408                         |                                       |   | 1.408  |
| 4   | Abisoina Petrus                      | 763                           |                                       |   | 763  |
| 5   | Abiteng Paul R.                      | 20.156                        |                                       | 135   | 20.291   |
| 6   | Aboikonie Songo                      | 706                           |                                       |   | 706  |
| 7   | Adipi Maria E.                       | 2.356                         |                                       |   | 2.356  |
| 8   | Adjako Clemens                       |                               |                                       | 21  | 21   |
| 9   | Adoewanie Ajerie                     | 3.424                         |                                       |   | 3.424  |
| 10  | Afiti Johannes                       | 3.834                         |                                       | 114   | 3.948  |
| 11  | Agita Emile                          | 6.163                         |                                       | 79  | 6.242  |
| 12  | All Woods Timber N.V.                | 2.353                         |                                       |   | 2.353  |
| 13  | Amalia Wood Working N.V.             | 5.248                         |                                       |   | 5.248  |
| 14  | Amoksi Julius F.                     | 1.835                         |                                       | 7   | 1.842  |
| 15  | Amsdorf Lebart                       | 3.035                         |                                       |   | 3.035  |
| 16  | Antomoi M.                           |                               |                                       | 6   | 6  |
| 17  | Apoejoe Theodora                     |                               |                                       | 4   | 4  |
| 18  | Artist Lesley C.                     | 1.306                         |                                       | 8   | 1.314  |
| 19  | Asaf Robby F.                        | 2.265                         |                                       |   | 2.265  |
| 20  | Asinga Koempai                       | 643                           |                                       |   | 643  |
| 21  | Asruf Mohamed Amien                  | 1.258                         |                                       |   | 1.258  |
| 22  | Atebe                                | 3.205                         |                                       |   | 3.205  |
| 23  | Baldew Radjinderkoemar Silvion       | 2.147                         |                                       | 19  | 2.166  |
| 24  | Basedie Ruchet                       | 5.207                         |                                       | 23  | 5.230  |
| 25  | Batterij Gayenni Frederik            | 2.357                         |                                       |   | 2.357  |
| 26  | Bestuur Plantage de Vier Hendrikken  | 1.170                         |                                       |   | 1.170  |
| 27  | Bestuur Plantage De Vrede            | 414                           |                                       |   | 414  |
| 28  | Bhagwandin Dhansam                   | 2.774                         |                                       |   | 2.774  |
| 29  | Bhagwandin Premchander               | 2.350                         |                                       |   | 2.350  |
| 30  | Biharie Pradiepkumar                 | 1.199                         |                                       | 33  | 1.232  |
| 31  | Bijeren Adam Rudy                    | 658                           |                                       |   | 658  |
| 32  | Bisai Naraindath R.                  | 4.590                         |                                       |   | 4.590  |

*Wordt vervolgd*

**Vervolg**

| No. | Vergunninghouder/Exploitant              | Rondhout<br>in m <sup>3</sup> | Vierk.bek.<br>palen in m <sup>3</sup> | Overige hout<br>producten in m <sup>3</sup> | Totale rondhout<br>productie in m <sup>3</sup> |
|-----|--|-------------------------------|---------------------------------------|---|--|
| 33  | Bisai Roepnarain Prabash                 | 1.692                         |                                       |   | 1.692  |
| 34  | Biswane Charles James                    | 8.260                         |                                       |   | 8.260  |
| 35  | Boldewijn Richard Johnny                 | 1.394                         |                                       | 11  | 1.405  |
| 36  | Bosoewa                                  |                               |                                       | 3   | 3  |
| 37  | Brokopondo Watra Wood International N.V. | 2.048                         |                                       |   | 2.048  |
| 38  | Bron Nelis                               |                               |                                       | 16  | 16   |
| 39  | Brown Tes Doendoen                       | 12.413                        |                                       |   | 12.413   |
| 40  | Caps Houtmaatschappij N.V.               | 22.751                        |                                       |   | 22.751   |
| 41  | Caribbean Timber N.V.                    | 8.194                         |                                       |   | 8.194  |
| 42  | Centeel Lumber Company N.V.              | 6.684                         |                                       |   | 6.684  |
| 43  | Century Development Incorporated N.V.    | 5.341                         |                                       |   | 5.341  |
| 44  | China Zhong Heng Tai Investment N.V.     | 16.513                        |                                       |   | 16.513   |
| 45  | Constant Gerold                          | 2.753                         |                                       |   | 2.753  |
| 46  | Dawsa Ricardo Nico                       | 2.445                         |                                       | 179   | 2.624  |
| 47  | Dennebos Suriname N.V.                   | 19.910                        |                                       |   | 19.910   |
| 48  | Dhanes Lachmipersad                      | 3.436                         |                                       |   | 3.436  |
| 49  | Djoe Frederik P.                         | 1.248                         |                                       |   | 1.248  |
| 50  | Djoe Misi                                | 7.776                         |                                       |   | 7.776  |
| 51  | Domeinland                               | 194                           |                                       |   | 194  |
| 52  | Donoe Karel Tima                         | 1.689                         |                                       |   | 1.689  |
| 53  | Dorpsgemeenschap Abenaston               | 6.308                         |                                       |   | 6.308  |
| 54  | Dorpsgemeenschap Adjoemakondre           | 2.760                         |                                       |   | 2.760  |
| 55  | Dorpsgemeenschap Apoera                  | 164                           |                                       |   | 164  |
| 56  | Dorpsgemeenschap Bakoe                   | 3.304                         |                                       |   | 3.304  |
| 57  | Dorpsgemeenschap Banavokondre            | 1.402                         |                                       |   | 1.402  |
| 58  | Dorpsgemeenschap Bigi Poika              | 360                           |                                       |   | 360  |
| 59  | Dorpsgemeenschap Bigiston                | 735                           |                                       |   | 735  |
| 60  | Dorpsgemeenschap Haarlem                 | 8.186                         |                                       |   | 8.186  |
| 61  | Dorpsgemeenschap Jaw Jaw                 | 495                           |                                       |   | 495  |
| 62  | Dorpsgemeenschap Kajapatie (Bedotie)     | 2.520                         |                                       |   | 2.520  |
| 63  | Dorpsgemeenschap Lebidoti                | 4.417                         |                                       |   | 4.417  |
| 64  | Dorpsgemeenschap Matta                   | 756                           |                                       |   | 756  |
| 65  | Dorpsgemeenschap Mopi Kondre             | 324                           |                                       |   | 324  |
| 66  | Dorpsgemeenschap Nieuw Ganzee/ Brownsweg | 2.441                         |                                       |   | 2.441  |

**Wordt vervolgd**

**Vervolg**

| No. | Vergunninghouder/Exploitant                  | Rondhout<br>in m <sup>3</sup> | Vierk.bek.<br>palen in m <sup>3</sup> | Overige hout<br>producten in m <sup>3</sup> | Totale rondhout<br>productie in m <sup>3</sup> |
|-----|--|-------------------------------|---------------------------------------|---|--|
| 67  | Dorpsgemeenschap Nieuw Lombe                 | 1.040                         |                                       |   | 1.040  |
| 68  | Dorpsgemeenschap Ovia-Olo                    | 3.370                         |                                       |   | 3.370  |
| 69  | Dorpsgemeenschap Peto-Ondro                  | 1.210                         |                                       |   | 1.210  |
| 70  | Dorpsgemeenschap Pierre kondre               | 917                           |                                       |   | 917  |
| 71  | Dorpsgemeenschap Pokigron                    | 14.560                        |                                       | 3   | 14.563   |
| 72  | Dorpsgemeenschap Redidotie                   | 4.681                         |                                       |   | 4.681  |
| 73  | Dorpsgemeenschap Tibitiebrug                 | 78                            |                                       |   | 78   |
| 74  | Dorpsgemeenschap Witagron                    | 3.964                         |                                       |   | 3.964  |
| 75  | Dorpsgemeentebestuur Berlijn                 | 347                           |                                       |   | 347  |
| 76  | Dundas                                       |                               |                                       | 394   | 394  |
| 77  | Dwarka Sanjaikumar                           | 1.379                         |                                       |   | 1.379  |
| 78  | Edelsteen S.                                 |                               |                                       | 32  | 32   |
| 79  | Edgar  |                               |                                       | 10  | 10   |
| 80  | Eersteling Godfried Anton                    | 27                            |                                       |   | 27   |
| 81  | Emanuel J.                                   |                               |                                       | 202   | 202  |
| 82  | Exotic Wood N.V.                             | 13.415                        |                                       |   | 13.415   |
| 83  | Finestyle Investments Suriname N.V.          | 16.879                        |                                       |   | 16.879   |
| 84  | Finisie Frederik                             | 579                           |                                       |   | 579  |
| 85  | Finisie Melion                               | 6.026                         |                                       |   | 6.026  |
| 86  | Fleur Juliano A.W.                           | 38                            |                                       |   | 38   |
| 87  | Fonkel                                       |                               |                                       | 13  | 13   |
| 88  | Forster C. Z.                                | 249                           |                                       |   | 249  |
| 89  | Forswijk                                     |                               |                                       | 5   | 5  |
| 90  | Gama Boobe                                   | 270                           |                                       |   | 270  |
| 91  | Geer R.                                      |                               |                                       | 17  | 17   |
| 92  | Ghiraw Ashokkumar                            | 1.836                         |                                       |   | 1.836  |
| 93  | Gillie                                       |                               |                                       | 8   | 8  |
| 94  | Goelab Herman M. Imdaad                      | 991                           |                                       | 14  | 1.005  |
| 95  | Gopie Indrawatie                             | 2.386                         |                                       |   | 2.386  |
| 96  | Guicherit Mike J.                            | 39                            |                                       |   | 39   |
| 97  | Haagbreuker houtmaatschappij N.V.            | 3.555                         |                                       |   | 3.555  |
| 98  | Handel en Industrie Onderneming Amazone N.V. | 383                           |                                       |   | 383  |
| 99  | Hasselhoef R.                                |                               |                                       | 201   | 201  |
| 100 | Hira-Griffith Thea                           | 827                           |                                       |   | 827  |

**Wordt vervolgd**



**Vervolg**

| No. | Vergunninghouder/Exploitant                                     | Rondhout<br>in m <sup>3</sup> | Vierk.bek.<br>palen in m <sup>3</sup> | Overige hout<br>producten in m <sup>3</sup> | Totale rondhout<br>productie in m <sup>3</sup> |
|-----|---|-------------------------------|---------------------------------------|---|--|
| 101 | Hout Commissie Klaaskreek                                       |                               |                                       | 2   | 2  |
| 102 | Houtexploitatie en -verwerkingsonderneming Soekhoe & Zonen N.V. | 12.829                        |                                       |   | 12.829   |
| 103 | Houthandel De Twee Kinderen N.V.                                | 15.809                        |                                       |   | 15.809   |
| 104 | Houtmaatschappij Tropical Timber Company N.V.                   | 967                           |                                       | 65  | 1.032  |
| 105 | Houtonderneming Abrikatee N.V.                                  | 3.528                         |                                       |   | 3.528  |
| 106 | Houtverwerkingsbedrijf NAMAU N.V.                               | 1.631                         |                                       |   | 1.631  |
| 107 | Houtzagerij De Combinatie N.V.                                  | 501                           |                                       |   | 501  |
| 108 | Hu Zhiding  | 8.431                         |                                       |   | 8.431  |
| 109 | Jagendorst  |                               |                                       | 138   | 138  |
| 110 | Jagroep Dilipkoemar   | 2.809                         |                                       | 10  | 2.819  |
| 111 | Jagroep Paresnakh   | 1.995                         |                                       |   | 1.995  |
| 112 | Jagroep Sanjay Ashokkoemar                                      | 1.115                         |                                       | 43  | 1.158  |
| 113 | Joeroeja Purci K.A.   | 14.059                        |                                       |   | 14.059   |
| 114 | Kabenda Jeane E.  |                               |                                       | 121   | 121  |
| 115 | Karimoeddin Aslam   | 1.211                         |                                       |   | 1.211  |
| 116 | Kentie Joko Rudie   | 40.456                        |                                       |   | 40.456   |
| 117 | King Cornelis   | 4.734                         |                                       |   | 4.734  |
| 118 | King Martin M.  | 1.217                         |                                       |   | 1.217  |
| 119 | Klassie F.  |                               |                                       | 5   | 5  |
| 120 | Kuisch Glenn Cornelis   | 615                           |                                       | 83  | 698  |
| 121 | L.B.B.  | 1.001                         |                                       |   | 1.001  |
| 122 | Landveld Eljo   | 229                           |                                       |   | 229  |
| 123 | Lumprex Suriname N.V.   | 219.920                       |                                       |   | 219.920  |
| 124 | Macambie Tontonboeka  | 159                           |                                       |   | 159  |
| 125 | Mahabir Ashokkoemar   | 735                           |                                       |   | 735  |
| 126 | Majoro  | 3.395                         |                                       |   | 3.395  |
| 127 | Malhoe Robby  | 22                            |                                       |   | 22   |
| 128 | Mando Siegfried   |                               |                                       | 33  | 33   |
| 129 | Mando Errol I.  | 757                           |                                       |   | 757  |
| 130 | Mando Simon   | 1.120                         |                                       |   | 1.120  |
| 131 | Manniesing J.   |                               |                                       | 304   | 304  |
| 132 | Manniesing D.   |                               |                                       | 348   | 348  |
| 133 | Mansro Edmund   | 686                           |                                       |   | 686  |

**Wordt vervolgd**

**Vervolg**

| No. | Vergunninghouder/Exploitant                       | Rondhout<br>in m <sup>3</sup> | Vierk.bek.<br>palen in m <sup>3</sup> | Overige hout<br>producten in m <sup>3</sup> | Totale rondhout<br>productie in m <sup>3</sup> |
|-----|---|-------------------------------|---------------------------------------|---|--|
| 134 | Martin Purci Eddi                                 | 12                            |                                       |   | 12   |
| 135 | Matoewi Henk Roy                                  | 4.086                         |                                       |   | 4.086  |
| 136 | Melisie   | 1.412                         |                                       |   | 1.412  |
| 137 | Ministerie van Volksgezondheid                    | 60                            |                                       |   | 60   |
| 138 | Misidjan P.                                       |                               |                                       | 34  | 34   |
| 139 | Misiedjan Wilco                                   | 2.253                         |                                       |   | 2.253  |
| 140 | Mobi Chen Woodworking Factory N.V.                | 14.154                        |                                       |   | 14.154   |
| 141 | Mohan Winay Drawin W.                             | 5.509                         |                                       |   | 5.509  |
| 142 | Mohan Saheed Ali                                  | 10.019                        |                                       |   | 10.019   |
| 143 | Mosesie Nelis J.                                  | 2.195                         |                                       |   | 2.195  |
| 144 | Murgenstein Velder                                |                               |                                       | 202   | 202  |
| 145 | N.V. Brasa Houtverwerkingsbedrijf                 | 9.231                         |                                       |   | 9.231  |
| 146 | N.V. Handel- en Industrie Onderneming Nationaal   | 390                           |                                       |   | 390  |
| 147 | N.V. Houtonderneming A. Mohan & Zonen             | 809                           |                                       |   | 809  |
| 148 | N.V. Nationaal Uitvoerings Bedrijf                | 61                            |                                       |   | 61   |
| 149 | N.V. Surinaamse Handel- en Industrie Maatschappij | 7.808                         |                                       |   | 7.808  |
| 150 | N.V. TAKT   | 21.102                        |                                       | 9   | 21.111   |
| 151 | N.V. The Boss Handelonderneming                   | 2.814                         |                                       |   | 2.814  |
| 152 | N.V. Travasie Lumber Enterprise                   | 4.284                         |                                       |   | 4.284  |
| 153 | N.V. Wiltriga                                     | 10.892                        |                                       |   | 10.892   |
| 154 | Nankhoesingh Indrawatie                           | 381                           |                                       | 10  | 391  |
| 155 | Nickerie Interwood Sawmill N.V.                   | 1.371                         |                                       |   | 1.371  |
| 156 | Nieuwe Houtonderneming Ansoe N.V.                 | 16.122                        |                                       |   | 16.122   |
| 157 | Nijda Saroekoe Petrus                             | 7.800                         |                                       |   | 7.800  |
| 158 | Noordzee Sante                                    | 1.753                         |                                       |   | 1.753  |
| 159 | Odang Andre                                       | 1.242                         |                                       |   | 1.242  |
| 160 | Olijfveld Cliff H.                                | 8.938                         |                                       |   | 8.938  |
| 161 | Overeem Marc Dean                                 | 335                           |                                       |   | 335  |
| 162 | Overeem Hans Jacob                                | 11.199                        |                                       |   | 11.199   |
| 163 | Palata Desmon                                     |                               |                                       | 252   | 252  |
| 164 | Pamarie Bernhard                                  | 853                           |                                       |   | 853  |
| 165 | Pansa Gwinda                                      | 3.825                         |                                       |   | 3.825  |
| 166 | Patra Petrus                                      | 1.320                         |                                       |   | 1.320  |
| 167 | Paulus R.   |                               |                                       | 29  | 29   |

**Wordt vervolgd**

**Vervolg**

| No. | Vergunninghouder/Exploitant                   | Rondhout<br>in m <sup>3</sup> | Vierk.bek.<br>palen in m <sup>3</sup> | Overige hout<br>producten in m <sup>3</sup> | Totale rondhout<br>productie in m <sup>3</sup> |
|-----|---|-------------------------------|---------------------------------------|---|--|
| 167 | Paulus R.                                     |                               |                                       | 29  | 29   |
| 168 | Pika Marcel John                              | 2.942                         |                                       |   | 2.942  |
| 169 | Pimo H.                                       |                               |                                       | 8   | 8  |
| 170 | Pina Henry                                    | 5.926                         |                                       |   | 5.926  |
| 171 | Pinas B.                                      |                               |                                       | 21  | 21   |
| 172 | Pinas Harry                                   | 8.540                         |                                       | 144   | 8.684  |
| 173 | Pinas Hendrik Cornelis                        | 1.634                         |                                       |   | 1.634  |
| 174 | Pinas Paulus                                  | 10.466                        |                                       |   | 10.466   |
| 175 | Plantage Matuaribo                            | 200                           |                                       |   | 200  |
| 176 | Poina M.                                      |                               |                                       | 6   | 6  |
| 177 | Poketie Hesdey                                |                               |                                       | 40  | 40   |
| 178 | Raghoebarsing Lumber N.V.                     | 12.514                        |                                       |   | 12.514   |
| 179 | Raghoebarsingh Nauransingh                    | 14.579                        |                                       |   | 14.579   |
| 180 | Rakesh Khoesial                               |                               |                                       | 29  | 29   |
| 181 | Ramanand                                      |                               |                                       | 3   | 3  |
| 182 | Ramcharan Doedhnaath                          | 51                            |                                       |   | 51   |
| 183 | Ramdhani Nita                                 | 1.113                         |                                       | 53  | 1.166  |
| 184 | Rameco Suriname N.V.                          | 2.270                         |                                       |   | 2.270  |
| 185 | Ramsaran Dilipkoemar                          | 3.108                         |                                       | 92  | 3.200  |
| 186 | Renfrum H.                                    |                               |                                       | 431   | 431  |
| 187 | Rink Ruth F.                                  | 1.331                         |                                       |   | 1.331  |
| 188 | Ristra Alberto Kleo                           | 661                           |                                       | 96  | 757  |
| 189 | Robert Charles                                | 180                           |                                       |   | 180  |
| 190 | Rozenberg M.                                  |                               |                                       | 60  | 60   |
| 191 | Rozenhout George Kenneth                      | 6.287                         |                                       |   | 6.287  |
| 192 | Sabajo P.                                     |                               |                                       | 9   | 9  |
| 193 | Sabajo Julius H.                              | 8.676                         |                                       | 208   | 8.884  |
| 194 | Saling Wilson S.                              | 9.068                         |                                       | 2   | 9.070  |
| 195 | Shenzhen Huangshi Brothers Wood Industry N.V. | 470                           |                                       |   | 470  |
| 196 | Sital Awinash Kiran                           | 2.227                         |                                       | 132   | 2.359  |
| 197 | Soebhan Mohamed Islam                         | 6.347                         |                                       |   | 6.347  |
| 198 | Soekhoe Harrypersad Dhananjai                 | 3.723                         |                                       |   | 3.723  |
| 199 | Stichting Onoribo                             |                               |                                       | 4   | 4  |
| 200 | Stichting Osembo & Ongelegen                  | 101                           |                                       |   | 101  |

**Wordt vervolgd**

**Vervolg**

| No.           | Vergunninghouder/Exploitant                      | Rondhout<br>in m <sup>3</sup> | Vierk.bek.<br>palen in m <sup>3</sup> | Overige hout<br>producten in m <sup>3</sup> | Totale rondhout<br>productie in m <sup>3</sup> |
|---------------|--|-------------------------------|---------------------------------------|---|--|
| 201           | Stichting Wederopbouw Copi                       | 173                           |                                       |   | 173  |
| 202           | Suma Lumber Company N.V.                         | 24.545                        |                                       |   | 24.545   |
| 203           | Suralco L.L.C.                                   | 7                             |                                       |   | 7  |
| 204           | Surinaamse Hout- & Houtverwerking Industrie N.V. | 16.816                        |                                       |   | 16.816   |
| 205           | Swedo Mikel R.                                   | 5.123                         |                                       | 542   | 5.665  |
| 206           | Tano Lodatie                                     | 1.716                         |                                       |   | 1.716  |
| 207           | Tilborg Xavier                                   | 438                           |                                       |   | 438  |
| 208           | Timber Planet N.V.                               | 2.636                         |                                       |   | 2.636  |
| 209           | Tong Sen Woods N.V.                              | 43.264                        |                                       |   | 43.264   |
| 210           | Tripax N.V.                                      | 1.129                         |                                       |   | 1.129  |
| 211           | TVW  |                               |                                       | 37  | 37   |
| 212           | van der Kamp Johannes Hamilton                   | 15                            |                                       |   | 15   |
| 213           | Vanoodoe M.                                      | 4.766                         |                                       |   | 4.766  |
| 214           | Venlo Stanley                                    |                               |                                       | 2   | 2  |
| 215           | Vereniging van Arowakken Indianen                | 517                           |                                       |   | 517  |
| 216           | Vorswijk Bonita                                  | 5.973                         |                                       | 74  | 6.047  |
| 217           | Waandels L.                                      |                               |                                       | 2   | 2  |
| 218           | Wachter R.                                       |                               |                                       | 2   | 2  |
| 219           | Walden Michel Adolf                              |                               |                                       | 2   | 2  |
| 220           | Wiwipo Petrus                                    | 1.435                         |                                       |   | 1.435  |
| 221           | Zeegelaar Emanuel Ferrier                        | 78                            |                                       |   | 78   |
|               | Onbekend   |                               | 1.165                                 | 18  | 1.183  |
| <b>Totaal</b> |  | <b>1.077.331</b>              | <b>1.165</b>                          | <b>5.262</b>                                | <b>1.083.758</b>                               |

**Opmerking:** Vierk.bek.palen = Vierkant bekapte palen

**TABEL 9.** OVERZICHT VAN RONDHOUT PRODUCTIE PER ASSORTIMENT VAN 1982 - 2018 (IN M<sup>3</sup> RONDHOUT EQUIVALENT)

| Jaar | Industrieel rondhout productie in m <sup>3</sup> |                        |                                |               |                        |                            |             |                          |            | Niet - industrieel rondhout productie in m <sup>3</sup> |                           |            | Totale rondhout productie in m <sup>3</sup> |
|------|--|------------------------|--------------------------------|---------------|------------------------|----------------------------|-------------|--------------------------|------------|---|---------------------------|------------|---|
|      | Rondhout (Zaag- en Schilhout)                    | Vierkant bekapte palen | Korte draadpalen <sup>1)</sup> | Dwars liggers | Shingels <sup>2)</sup> | Gezaagd hout <sup>3)</sup> | Pinus palen | Overige kleine houtwaren | Sub totaal | Brand- hout   | Houts- kool <sup>4)</sup> | Sub totaal |   |
| 1982 | 220.785  | 25.846                 |                                | 720           |                        |                            |             | 22                       | 247.373    | 301   | 490                       | 791        | 248.164                                     |
| 1983 | 172.510  | 28.785                 |                                | 2.040         |                        |                            |             |                          | 203.335    | 830   | 901                       | 1.731      | 205.066                                     |
| 1984 | 157.692  | 23.286                 |                                | 2.808         |                        |                            |             | 18                       | 183.804    | 327   | 739                       | 1.066      | 184.870                                     |
| 1985 | 196.291  | 23.254                 | 2.005                          | 2.628         |                        |                            |             | 731                      | 224.909    | 663   | 957                       | 1.620      | 226.529                                     |
| 1986 | 156.417  | 16.098                 | 2.426                          | 3.437         | 158                    |                            |             | 183                      | 178.719    | 722   | 906                       | 1.628      | 180.347                                     |
| 1987 | 111.032  | 4.703                  | 2.125                          |               | 14                     |                            |             | 124                      | 117.998    | 581   |                           | 581        | 118.579                                     |
| 1988 | 182.992  | 16.120                 | 3.581                          |               | 7                      |                            |             |                          | 202.700    | 2.107   | 70                        | 2.177      | 204.877                                     |
| 1989 | 119.349  | 6.380                  | 1.277                          |               | 73                     |                            |             |                          | 127.079    | 605   |                           | 605        | 127.684                                     |
| 1990 | 114.784  | 597                    | 468                            | 30            | 19                     |                            |             |                          | 115.898    | 424   |                           | 424        | 116.322                                     |
| 1991 | 105.177  | 877                    | 452                            |               |                        |                            |             |                          | 106.506    | 388   | 104                       | 492        | 106.998                                     |
| 1992 | 118.765  | 1.734                  | 1.291                          |               | 11                     |                            |             |                          | 121.801    | 423   |                           | 423        | 122.224                                     |
| 1993 | 93.122   | 4.112                  | 821                            | 14            | 8                      |                            |             |                          | 98.077     | 119   |                           | 119        | 98.196                                      |
| 1994 | 96.213   | 4.014                  | 362                            |               | 4                      |                            |             |                          | 100.593    | 132   |                           | 132        | 100.725                                     |
| 1995 | 104.668  | 3.213                  | 880                            |               | 2                      |                            |             |                          | 108.763    | 20  |                           | 20         | 108.783                                     |
| 1996 | 202.703  | 9.345                  | 803                            |               |                        | 3                          | 768         |                          | 213.622    | 35  |                           | 35         | 213.657                                     |
| 1997 | 179.228  | 1.687                  | 655                            |               |                        | 3                          | 1.003       |                          | 182.576    | 218   |                           | 218        | 182.794                                     |
| 1998 | 141.031  | 2.524                  | 996                            |               |                        | 3                          | 516         |                          | 145.070    | 90  |                           | 90         | 145.160                                     |
| 1999 | 89.930   | 1.685                  | 1.044                          |               |                        | 1.256                      |             |                          | 93.915     | 3   | 8                         | 11         | 93.926                                      |
| 2000 | 171.265  | 2.030                  | 1.550                          |               |                        | 1.616                      |             |                          | 176.461    |   | 55                        | 55         | 176.516                                     |
| 2001 | 155.135  | 1.804                  | 3.033                          |               | 2                      | 2.334                      |             |                          | 162.308    |   | 305                       | 305        | 162.613                                     |
| 2002 | 145.353  | 3.972                  | 2.682                          |               | 36                     | 1.769                      |             |                          | 153.812    | 270   | 76                        | 346        | 154.158                                     |
| 2003 | 147.053  | 3.712                  | 3.290                          |               | 12                     | 1.394                      |             |                          | 155.461    | 2.400   | 54                        | 2.454      | 157.915                                     |
| 2004 | 153.279  | 1.519                  | 2.137                          |               |                        | 2.477                      |             |                          | 159.412    | 620   | 23                        | 643        | 160.055                                     |
| 2005 | 170.391  | 648                    | 2.415                          |               |                        | 7.437                      |             |                          | 180.891    | 1.537   | 122                       | 1.659      | 182.550                                     |
| 2006 | 190.119  | 654                    | 1.591                          |               |                        | 692                        |             |                          | 193.056    | 183   | 58                        | 241        | 193.297                                     |
| 2007 | 154.207  | 601                    | 2.235                          |               |                        | 9.322                      |             |                          | 166.365    | 178   | 7                         | 185        | 166.550                                     |
| 2008 | 178.576  | 689                    | 2.021                          |               |                        | 16.108                     |             |                          | 197.394    | 382   | 70                        | 452        | 197.846                                     |
| 2009 | 188.269  | 1.388                  | 6.524                          |               | 5                      | 10.789                     |             |                          | 206.975    | 405   | 8                         | 413        | 207.388                                     |
| 2010 | 235.830  | 1.225                  | 3.766                          |               | 7                      | 5.330                      |             |                          | 246.158    | 1.079   | 140                       | 1.219      | 247.377                                     |
| 2011 | 347.566  | 1.281                  | 3.801                          |               | 18                     | 13.049                     |             |                          | 365.715    | 527   | 153                       | 680        | 366.395                                     |
| 2012 | 415.392  | 63                     | 3.043                          |               | 10                     | 17.041                     |             |                          | 435.549    | 574   | 183                       | 757        | 436.306                                     |
| 2013 | 386.080  | 38                     | 3.190                          |               | 31                     | 4.807                      |             |                          | 394.146    | 7.982   | 108                       | 8.090      | 402.236                                     |
| 2014 | 486.428  | 170                    | 2.112                          |               | 20                     | 4.043                      |             |                          | 492.773    | 605   | 669                       | 1.274      | 494.047                                     |
| 2015 | 561.376  | 392                    | 2.646                          |               | 20                     | 3.742                      |             |                          | 568.176    | 406   | 75                        | 481        | 568.657                                     |
| 2016 | 573.676  | 1.284                  | 2.140                          |               | 6                      | 6.270                      |             |                          | 583.376    | 142   |                           | 142        | 583.518                                     |
| 2017 | 857.285  | 915                    | 1.878                          |               | 23                     | 2.806                      |             |                          | 862.907    | 575   |                           | 575        | 863.482                                     |
| 2018 | 1.077.331  | 1.165                  | 2.082                          |               | 134                    | 2.638                      |             |                          | 1.083.350  | 408   |                           | 408        | 1.083.758                                   |

**Opmerking:**

- 1) Korte draadpalen 60 stuks = 1 m<sup>3</sup>
- 2) Shingels 2300 st = 1m<sup>3</sup>
- 3) Het assortiment gezaagd hout betreft hout dat in het bos (productie gebied) met o.a. de kettingzaag ter plekke verzaagd is tot planken
- 4) 100 kg houtskool = 1 m<sup>3</sup> rondhout equivalent

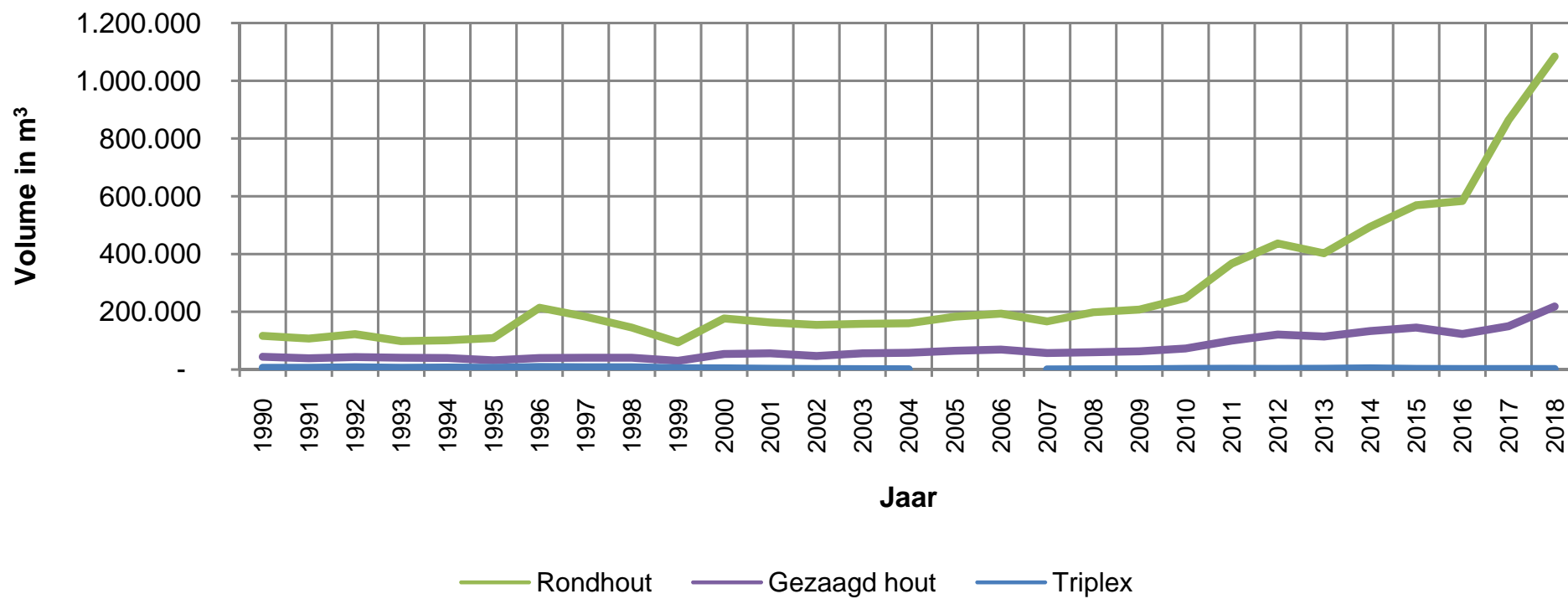
**TABEL 10. OVERZICHT VAN VERWERKT HOUT  
PRODUCTIE VAN 1990 TOT EN MET 2018**

| <b>Jaar</b> | <b>Gezaagd<br/>hout in m<sup>3</sup></b> | <b>Triplex<br/>in m<sup>3</sup></b> |
|-------------|--|-------------------------------------|
| 1990        | 44.000                                   | 6.000                               |
| 1991        | 39.000                                   | 5.600                               |
| 1992        | 43.000                                   | 7.600                               |
| 1993        | 41.000                                   | 6.000                               |
| 1994        | 40.000                                   | 6.900                               |
| 1995        | 32.000                                   | 6.000                               |
| 1996        | 40.000                                   | 8.500                               |
| 1997        | 41.000                                   | 7.800                               |
| 1998        | 41.000                                   | 7.400                               |
| 1999        | 30.200                                   | 4.400                               |
| 2000        | 54.000                                   | 4.000                               |
| 2001        | 56.000                                   | 2.600                               |
| 2002        | 47.000                                   | 1.760                               |
| 2003        | 56.000                                   | 1.500                               |
| 2004        | 58.000                                   | 700                                 |
| 2005        | 65.000                                   |                                     |
| 2006        | 69.000                                   |                                     |
| 2007        | 57.000                                   | 450                                 |
| 2008        | 60.000                                   | 740                                 |
| 2009        | 63.000                                   | 770                                 |
| 2010        | 73.000                                   | 2.400                               |
| 2011        | 100.000                                  | 2.500                               |
| 2012        | 121.000                                  | 2.100                               |
| 2013        | 114.000                                  | 2.600                               |
| 2014        | 133.000                                  | 3.920                               |
| 2015        | 145.000                                  | 2.200                               |
| 2016        | 123.000                                  | 2.000                               |
| 2017        | 150.000                                  | 2.000                               |
| 2018        | 218.000                                  | 2.000                               |

**Opmerking:**

1. Productie cijfers van gezaagd hout zijn gebaseerd op schattingen, het zaagrendement van de zagerij-industrie is gesteld op 40%.
2. Productie cijfers van triplex van 1990 tot en met 2004 zijn gebaseerd op opgave gedaan door de triplex fabriek van Bruynzeel Suriname Houtmaatschappij N.V.
3. Productie cijfers van triplex vanaf 2007 tot 2014 zijn gebaseerd op opgave gedaan door de triplex fabriek van Tacoba Forestry Consultant N.V.
4. Productie cijfers van triplex vanaf 2015 zijn gebaseerd op opgave gedaan door de triplex fabriek van Eco Ply N.V.

**FIGUUR 3. HOUTPRODUCTIE PER ASSORTIMENT 1990 - 2018**

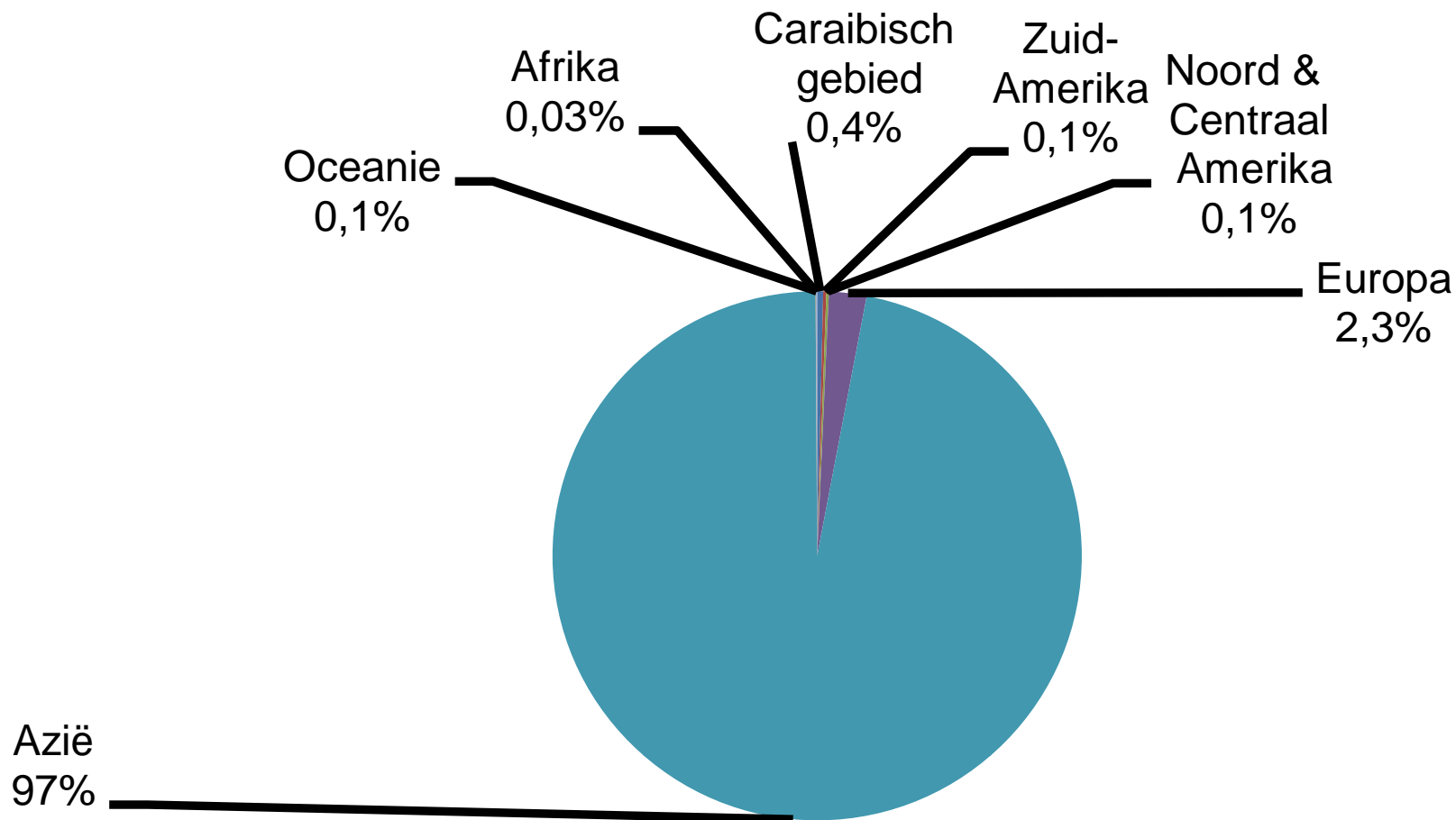


**TABEL 11. HOUTEXPORT PER ASSORTIMENT EN PER LAND VAN BESTEMMING IN 2018**

| Land                                       | Rondhout          |                   | Palen             |                 | Letterhout        |                 | Triplex           |                 | Gezaagd hout      |                  | Gereed product    |                 | Totaal            |             |                   |             |
|--|-------------------|-------------------|-------------------|-----------------|-------------------|-----------------|-------------------|-----------------|-------------------|------------------|-------------------|-----------------|-------------------|-------------|-------------------|-------------|
|  | Volume            | FOB               | Volume            | FOB             | Volume            | FOB             | Volume            | FOB             | Volume            | FOB              | Volume            | FOB             | Volume            |             | Waarde            |             |
|  | in m <sup>3</sup> | Waarde in US \$   | in m <sup>3</sup> | Waarde in US \$ | in m <sup>3</sup> | Waarde in US \$ | in m <sup>3</sup> | Waarde in US \$ | in m <sup>3</sup> | Waarde in US \$  | in m <sup>3</sup> | Waarde in US \$ | in m <sup>3</sup> | in %        | in US \$          | in %        |
| <b><i>Caraïbisch gebied</i></b>            |                   |                   | <b>62</b>         | <b>13.484</b>   |                   |                 |                   |                 | <b>1.941</b>      | <b>587.827</b>   | <b>9</b>          | <b>5.583</b>    | <b>2.012</b>      | <b>0,4</b>  | <b>606.894</b>    | <b>1</b>    |
| Aruba                                      |                   |                   | 5                 | 1.041           |                   |                 |                   |                 | 86                | 26.452           |                   |                 | 91                | 0,02        | 27.493            | 0,04        |
| Cuba                                       |                   |                   | 31                | 6.960           |                   |                 |                   |                 | 1.305             | 391.884          |                   |                 | 1.336             | 0,2         | 398.844           | 1           |
| Curaçao                                    |                   |                   | 4                 | 891             |                   |                 |                   |                 | 70                | 22.281           | 4                 | 3.028           | 78                | 0,014       | 26.200            | 0,04        |
| Dominica                                   |                   |                   |                   |                 |                   |                 |                   |                 | 28                | 7.060            |                   |                 | 28                | 0,005       | 7.060             | 0,01        |
| Dominicaanse Republiek                     |                   |                   | 22                | 4.592           |                   |                 |                   |                 | 313               | 87.007           |                   |                 | 335               | 0,1         | 91.599            | 0,1         |
| Jamaica                                    |                   |                   |                   |                 |                   |                 |                   |                 | 21                | 6.353            |                   |                 | 21                | 0,004       | 6.353             | 0,01        |
| Guadeloupe                                 |                   |                   |                   |                 |                   |                 |                   |                 | 23                | 9.609            | 5                 | 2.361           | 28                | 0,01        | 11.970            | 0,02        |
| Martinique                                 |                   |                   |                   |                 |                   |                 |                   |                 | 22                | 6.606            |                   |                 | 22                | 0,004       | 6.606             | 0,0         |
| St. Barthelemy                             |                   |                   |                   |                 |                   |                 |                   |                 | 62                | 26.010           |                   |                 | 62                | 0,01        | 26.010            | 0,04        |
| St. Maarten                                |                   |                   |                   |                 |                   |                 |                   |                 |                   |                  | 0,4               | 194             | 0,4               | 0,0001      | 194               | 0,0003      |
| Trinidad & Tobago                          |                   |                   |                   |                 |                   |                 |                   |                 | 11                | 4.565            |                   |                 | 11                | 0,002       | 4.565             | 0,007       |
| <b><i>Zuid-Amerika</i></b>                 |                   |                   |                   |                 |                   |                 |                   |                 | <b>1.037</b>      | <b>310.126</b>   |                   |                 | <b>1.037</b>      | <b>0,2</b>  | <b>310.126</b>    | <b>0,4</b>  |
| Frans Guyana                               |                   |                   |                   |                 |                   |                 |                   |                 | 909               | 278.203          |                   |                 | 909               | 0,2         | 278.203           | 0,4         |
| Paraguay                                   |                   |                   |                   |                 |                   |                 |                   |                 | 128               | 31.923           |                   |                 | 128               | 0,023       | 31.923            | 0,05        |
| <b><i>Noord &amp; Centraal Amerika</i></b> | <b>121</b>        | <b>23.289</b>     | <b>6</b>          | <b>1.358</b>    | <b>1</b>          | <b>1.668</b>    |                   |                 | <b>711</b>        | <b>239.128</b>   | <b>49</b>         | <b>34.335</b>   | <b>888</b>        | <b>0,2</b>  | <b>299.778</b>    | <b>0,4</b>  |
| Canada                                     |                   |                   |                   |                 | 0,5               | 1.443           |                   |                 | 32                | 9.444            |                   |                 | 33                | 0,006       | 10.887            | 0,02        |
| USA  | 121               | 23.289            | 6                 | 1.358           | 0,07              | 225             |                   |                 | 679               | 229.684          | 49                | 34.335          | 855               | 0,2         | 288.891           | 0,4         |
| <b><i>Europa</i></b>                       | <b>2.907</b>      | <b>353.108</b>    | <b>1.796</b>      | <b>390.331</b>  | <b>4</b>          | <b>13.564</b>   |                   |                 | <b>7.592</b>      | <b>2.483.920</b> | <b>307</b>        | <b>195.944</b>  | <b>12.606</b>     | <b>2</b>    | <b>3.436.867</b>  | <b>5</b>    |
| België                                     | 106               | 18.542            |                   |                 |                   |                 |                   |                 | 2.717             | 912.428          | 1                 | 492             | 2.824             | 1           | 931.462           | 1,3         |
| Denemarken                                 |                   |                   |                   |                 |                   |                 |                   |                 | 0,4               | 55               |                   |                 | 0,4               | 0,0001      | 55                | 0,0001      |
| Duitsland                                  | 204               | 24.290            |                   |                 | 1                 | 3.289           |                   |                 | 42                | 17.448           | 2                 | 1.168           | 249               | 0,05        | 46.195            | 0,1         |
| Engeland                                   |                   |                   |                   |                 |                   |                 |                   |                 | 132               | 45.940           |                   |                 | 132               | 0,024       | 45.940            | 0,066       |
| Frankrijk                                  |                   |                   | 1                 | 243             |                   |                 |                   |                 | 143               | 47.974           |                   |                 | 144               | 0,03        | 48.217            | 0,1         |
| Italië                                     | 72                | 8.595             |                   |                 |                   |                 |                   |                 | 48                | 20.292           |                   |                 | 120               | 0,02        | 28.887            | 0,04        |
| Ierland                                    |                   |                   |                   |                 |                   |                 |                   |                 |                   |                  | 27                | 18.480          | 27                | 0,005       | 18.480            | 0,03        |
| Nederland                                  | 70                | 8.458             | 1.795             | 390.088         |                   |                 |                   |                 | 4.451             | 1.422.140        | 277               | 175.804         | 6.593             | 1           | 1.996.490         | 3           |
| Polen                                      |                   |                   |                   |                 |                   |                 |                   |                 | 22                | 6.451            |                   |                 | 22                | 0,004       | 6.451             | 0,01        |
| Spanje                                     | 17                | 2.050             |                   |                 | 3                 | 10.275          |                   |                 | 37                | 11.192           |                   |                 | 57                | 0,01        | 23.517            | 0,03        |
| Zweden                                     | 2.438             | 291.173           |                   |                 |                   |                 |                   |                 |                   |                  |                   |                 | 2.438             | 0,4         | 291.173           | 0,42        |
| <b><i>Azië</i></b>                         | <b>528.660</b>    | <b>63.513.101</b> | <b>175</b>        | <b>38.989</b>   | <b>11</b>         | <b>33.840</b>   |                   |                 | <b>4.893</b>      | <b>1.481.759</b> |                   |                 | <b>533.739</b>    | <b>97</b>   | <b>65.067.689</b> | <b>93</b>   |
| Bangladesh                                 | 9.898             | 1.186.149         |                   |                 |                   |                 |                   |                 |                   |                  |                   |                 | 9.898             | 2           | 1.186.149         | 2           |
| China                                      | 110.573           | 13.226.421        | 38                | 8.470           | 8                 | 23.580          |                   |                 | 976               | 286.964          |                   |                 | 111.595           | 20          | 13.545.435        | 19          |
| Hong Kong                                  | 418               | 50.440            |                   |                 |                   |                 |                   |                 |                   |                  |                   |                 | 418               | 0,1         | 50.440            | 0,1         |
| India                                      | 343.528           | 41.317.210        | 39                | 8.734           |                   |                 |                   |                 | 248               | 97.681           |                   |                 | 343.815           | 62          | 41.423.625        | 59          |
| Indonesië                                  |                   |                   |                   |                 | 2                 | 6.235           |                   |                 | 588               | 168.434          |                   |                 | 590               | 0,11        | 174.669           | 0,3         |
| Israël                                     |                   |                   |                   |                 |                   |                 |                   |                 | 124               | 51.920           |                   |                 | 124               | 0,02        | 51.920            | 0,1         |
| Japan                                      | 61                | 7.351             |                   |                 |                   |                 |                   |                 |                   |                  |                   |                 | 61                | 0,01        | 7.351             | 0,01        |
| Maleisië                                   |                   |                   |                   |                 |                   |                 |                   |                 | 104               | 31.221           |                   |                 | 104               | 0,02        | 31.221            | 0,04        |
| Singapore                                  | 38.379            | 4.635.706         |                   |                 |                   |                 |                   |                 |                   |                  |                   |                 | 38.379            | 7           | 4.635.706         | 7           |
| Taiwan                                     | 2.664             | 314.147           |                   |                 |                   |                 |                   |                 |                   |                  |                   |                 | 2.664             | 0,5         | 314.147           | 0,4         |
| Thailand                                   | 99                | 11.900            |                   |                 |                   |                 |                   |                 | 792               | 237.672          |                   |                 | 891               | 0,2         | 249.572           | 0,4         |
| Turkije                                    | 280               | 33.634            |                   |                 |                   |                 |                   |                 |                   |                  |                   |                 | 280               | 0,1         | 33.634            | 0,05        |
| UAE  | 1.582             | 189.597           | 30                | 6.588           |                   |                 |                   |                 | 32                | 6.034            |                   |                 | 1.644             | 0,3         | 202.219           | 0,3         |
| Vietnam                                    | 19.257            | 2.310.477         | 68                | 15.197          | 1                 | 4.025           |                   |                 | 287               | 76.878           |                   |                 | 19.613            | 4           | 2.406.577         | 3           |
| Zuid-Korea                                 | 1.921             | 230.069           |                   |                 |                   |                 |                   |                 | 1.742             | 524.955          |                   |                 | 3.663             | 1           | 755.024           | 1           |
| <b><i>Afrika</i></b>                       | <b>121</b>        | <b>14.481</b>     |                   |                 |                   |                 |                   |                 |                   |                  |                   |                 | <b>121</b>        | <b>0,02</b> | <b>14.481</b>     | <b>0,02</b> |
| Marokko                                    | 121               | 14.481            |                   |                 |                   |                 |                   |                 |                   |                  |                   |                 | 121               | 0,02        | 14.481            | 0,02        |
| <b><i>Oceanië</i></b>                      | <b>58</b>         | <b>10.601</b>     | <b>9</b>          | <b>2.134</b>    |                   |                 |                   |                 | <b>320</b>        | <b>100.442</b>   |                   |                 | <b>387</b>        | <b>0,1</b>  | <b>113.177</b>    | <b>0,2</b>  |
| Australië                                  | 38                | 4.551             |                   |                 |                   |                 |                   |                 |                   |                  |                   |                 | 38                | 0,01        | 4.551             | 0,01        |
| Nw. Zeeland                                | 20                | 6.050             | 9                 | 2.134           |                   |                 |                   |                 | 320               | 100.442          |                   |                 | 349               | 0,1         | 108.626           | 0,2         |
| <b>Totaal</b>                              | <b>531.867</b>    | <b>63.914.580</b> | <b>2.048</b>      | <b>446.296</b>  | <b>16</b>         | <b>49.072</b>   |                   |                 | <b>16.494</b>     | <b>5.203.202</b> | <b>365</b>        | <b>235.862</b>  | <b>550.790</b>    | <b>100</b>  | <b>69.849.012</b> | <b>100</b>  |



**FIGUUR 4. HOUTEXPORT VOLUME PER REGIO IN 2018**



**TABEL 12. HOUTEXPORT PER ASSORTIMENT EN PER EXPORTEUR IN 2018**

| Exporteur  | Rondhout          |                   | Palen             |                 | Letterhout        |                 | Triplex           |                 | Gezaagd hout      |                 | Gereed product    |                 | Totaal            |        |            |        |
|--|-------------------|-------------------|-------------------|-----------------|-------------------|-----------------|-------------------|-----------------|-------------------|-----------------|-------------------|-----------------|-------------------|--------|------------|--------|
|  | Volume            | FOB               | Volume            | FOB             | Volume            | FOB             | Volume            | FOB             | Volume            | FOB             | Volume            | FOB             | Volume            |        | Waarde     |        |
|  | in m <sup>3</sup> | Waarde in US \$   | in m <sup>3</sup> | Waarde in US \$ | in m <sup>3</sup> | Waarde in US \$ | in m <sup>3</sup> | Waarde in US \$ | in m <sup>3</sup> | Waarde in US \$ | in m <sup>3</sup> | Waarde in US \$ | in m <sup>3</sup> | in %   | in US \$   | in %   |
| Adel Phos N.V.   |                   |                   |                   |                 |                   |                 |                   |                 | 773               | 230.757         |                   |                 | 773               | 0,1    | 230.757    | 0,3    |
| Asiagro International N.V.                                       | 445               | 53.434            |                   |                 |                   |                 |                   |                 |                   |                 |                   |                 | 445               | 0,1    | 53.434     | 0,08   |
| Baco Wood & Equipment N.V.                                       | 2.812             | 332.103           |                   |                 |                   |                 |                   |                 |                   |                 |                   |                 | 2.812             | 0,5    | 332.103    | 0,5    |
| Bermuda Import & Export  |                   |                   |                   |                 |                   |                 |                   |                 | 98                | 23.316          |                   |                 | 98                | 0,02   | 23.316     | 0,03   |
| Bill Woodworks   |                   |                   |                   |                 |                   |                 |                   |                 | 970               | 305.969         |                   |                 | 970               | 0,2    | 305.969    | 0,4    |
| Bohica Lumber N.V.   | 2                 | 252               | 5                 | 1.090           |                   |                 |                   |                 | 164               | 52.667          |                   |                 | 171               | 0,03   | 54.009     | 0,1    |
| Bonan Forestry N.V.  | 2.032             | 243.684           | 31                | 6.960           |                   |                 |                   |                 | 686               | 204.805         |                   |                 | 2.749             | 0,5    | 455.449    | 1      |
| Brokopondo Watra Wood International N.V.                         | 121               | 18.204            |                   |                 |                   |                 |                   |                 | 1.099             | 321.603         |                   |                 | 1.220             | 0,2    | 339.807    | 0,5    |
| Buyne Andrew   |                   |                   |                   |                 |                   |                 |                   |                 |                   |                 | 0,4               | 194             | 0,4               | 0,0001 | 194        | 0,0003 |
| Caribbean Parquet Flooring N.V.                                  |                   |                   |                   |                 |                   |                 |                   |                 | 5                 | 1.891           |                   |                 | 5                 | 0,0009 | 1.891      | 0,003  |
| Caribbean Timber N.V.  |                   |                   |                   |                 |                   |                 |                   |                 | 1                 | 469             |                   |                 | 1                 | 0,0002 | 469        | 0,00   |
| Cheung Yu-Lin Export   |                   |                   |                   |                 |                   |                 |                   |                 | 12                | 4.438           | 26                | 14.275          | 38                | 0,01   | 18.713     | 0,03   |
| Chopstick Wood   | 218               | 26.164            |                   |                 |                   |                 |                   |                 |                   |                 |                   |                 | 218               | 0,04   | 26.164     | 0,04   |
| Chun Sheng Aluminium Ramen en Deurenfabriek                      | 99                | 11.861            |                   |                 |                   |                 |                   |                 | 35                | 7.868           |                   |                 | 134               | 0,02   | 19.729     | 0,03   |
| Class Lumber Company N.V.  | 4.503             | 538.398           |                   |                 |                   |                 |                   |                 |                   |                 |                   |                 | 4.503             | 3      | 538.398    | 1      |
| Colombus Timber N.V.   | 16.057            | 1.924.767         |                   |                 |                   |                 |                   |                 | 20                | 2.569           |                   |                 | 16.077            | 3      | 1.927.336  | 3      |
| C.R.V. Trading   |                   |                   |                   |                 |                   |                 |                   |                 | 61                | 25.777          |                   |                 | 61                | 0,01   | 25.777     | 0,04   |
| Cultuur Maatschapij Waterstromen N.V.                            | 17                | 10.910            | 1                 | 213             |                   |                 |                   |                 | 35                | 11.012          | 49                | 34.335          | 102               | 0,02   | 56.470     | 0,1    |
| CWF Export N.V.  | 759               | 91.124            |                   |                 |                   |                 |                   |                 |                   |                 |                   |                 | 759               | 0,1    | 91.124     | 0,1    |
| Dennebos Suriname N.V.   | 7.003             | 837.958           | 399               | 89.800          |                   |                 |                   |                 | 1.039             | 344.149         |                   |                 | 8.441             | 1,5    | 1.271.907  | 1,8    |
| Dorder R.  |                   |                   |                   |                 |                   |                 |                   |                 | 1                 | 97              |                   |                 | 1                 | 0,0002 | 97         | 0,0001 |
| Eastern Trading  | 412               | 49.423            |                   |                 |                   |                 |                   |                 |                   |                 |                   |                 | 412               | 0,1    | 49.423     | 0,1    |
| Eco Piles Solutions Service N.V.                                 | 121               | 14.481            |                   |                 |                   |                 |                   |                 | 0,03              | 10              |                   |                 | 121               | 0,02   | 14.491     | 0,02   |
| Eversur Forerstry Consultant N.V.                                | 1.938             | 231.223           |                   |                 |                   |                 |                   |                 | 1.191             | 361.371         |                   |                 | 3.129             | 1      | 592.594    | 1      |
| Express Wood Suriname N.V.                                       | 280               | 33.634            |                   |                 |                   |                 |                   |                 |                   |                 |                   |                 | 280               | 0,1    | 33.634     | 0,05   |
| Fei Hang Ru LiXian N.V.  | 844               | 102.168           |                   |                 |                   |                 |                   |                 |                   |                 |                   |                 | 844               | 0,153  | 102.168    | 0,1    |
| Fico Trading N.V.  | 4.986             | 596.238           |                   |                 |                   |                 |                   |                 |                   |                 |                   |                 | 4.986             | 1      | 596.238    | 1      |
| First Timber N.V.  | 85.010            | 10.202.407        |                   |                 |                   |                 |                   |                 | 536               | 160.824         |                   |                 | 85.546            | 16     | 10.363.231 | 15     |
| Garapa Woods N.V.  | 99                | 11.900            |                   |                 |                   |                 |                   |                 | 1.471             | 441.365         |                   |                 | 1.570             | 0,3    | 453.265    | 0,6    |
| Get That Import-export   | 1.390             | 166.833           |                   |                 |                   |                 |                   |                 |                   |                 |                   |                 | 1.390             | 0,25   | 166.833    | 0,24   |
| Glepacos Import-Export   |                   |                   |                   |                 | 1                 | 3.514           |                   |                 |                   |                 | 2                 | 1.168           | 3                 | 0,0005 | 4.682      | 0,01   |
| Global Fortune Trading   | 926               | 110.885           |                   |                 |                   |                 |                   |                 |                   |                 |                   |                 | 926               | 0,1681 | 110.885    | 0,16   |
| Golden Spring Forestry   | 2.374             | 282.876           |                   |                 | 1                 | 4.025           |                   |                 |                   |                 |                   |                 | 2.375             | 0,43   | 286.901    | 0,41   |
| Great East Investment Suriname N.V.                              | 14.983            | 1.872.664         |                   |                 |                   |                 |                   |                 |                   |                 |                   |                 | 14.983            | 3      | 1.872.664  | 3      |
| Green West   | 317               | 37.782            |                   |                 |                   |                 |                   |                 |                   |                 |                   |                 | 317               | 0,1    | 37.782     | 0,1    |
| Green Wood World N.V.  | 2.048             | 244.973           |                   |                 |                   |                 |                   |                 |                   |                 |                   |                 | 2.048             | 0,4    | 244.973    | 0,4    |
| Greenheart Forest Central N.V.                                   | 1.058             | 126.935           |                   |                 |                   |                 |                   |                 | 712               | 203.948         |                   |                 | 1.770             | 0,3    | 330.883    | 0,5    |
| Greenheart Suriname N.V.   | 330               | 38.752            |                   |                 |                   |                 |                   |                 | 451               | 149.914         |                   |                 | 781               | 0,1    | 188.666    | 0,3    |
| Harmony Timber N.V.  | 2.736             | 327.724           |                   |                 |                   |                 |                   |                 |                   |                 |                   |                 | 2.736             | 0,497  | 327.724    | 0,469  |
| Hi Class Import-export   | 5.495             | 657.996           |                   |                 |                   |                 |                   |                 |                   |                 |                   |                 | 5.495             | 1      | 657.996    | 1      |
| HMS Trading Suriname N.V.  | 1.057             | 126.374           |                   |                 |                   |                 |                   |                 |                   |                 |                   |                 | 1.057             | 0,2    | 126.374    | 0,2    |
| Houthandel De Twee Kinderen N.V.                                 |                   |                   |                   |                 |                   |                 |                   |                 | 8                 | 3.512           |                   |                 | 8                 | 0,001  | 3.512      | 0,01   |
| Hout verwerkingsbedrijf Ramzon N.V.                              |                   |                   |                   |                 |                   |                 |                   |                 | 13                | 5.282           |                   |                 | 13                | 0,002  | 5.282      | 0,008  |
| Houtexploitatie en Verwerkings Onderneming Soekhoe & Zonen. N.V. | 1.471             | 174.928           | 1.432             | 309.942         | 3                 | 10.275          |                   |                 | 1.757             | 529.387         | 239               | 154.440         | 4.902             | 1      | 1.178.972  | 2      |
| Huaneng Resources Suriname N.V.                                  | 190               | 22.764            |                   |                 |                   |                 |                   |                 |                   |                 |                   |                 | 190               | 0,03   | 22.764     | 0,03   |
| Hu Zhiding   | 55                | 6.579             |                   |                 |                   |                 |                   |                 |                   |                 |                   |                 | 55                | 0,01   | 6.579      | 0,01   |
| Jageswar Rajendra  |                   |                   |                   |                 |                   |                 |                   |                 | 89                | 31.997          |                   |                 | 89                | 0,02   | 31.997     | 0,05   |
| JC Genius Business Solutions                                     | 160               | 19.231            |                   |                 |                   |                 |                   |                 |                   |                 |                   |                 | 160               | 0,03   | 19.231     | 0,03   |
| Jeva Trading N.V.  | 23.455            | 2.808.366         |                   |                 |                   |                 |                   |                 |                   |                 |                   |                 | 23.455            | 4      | 2.808.366  | 4      |
| J.O.V.Timber co  |                   |                   |                   |                 |                   |                 |                   |                 | 8                 | 1.443           | 2                 | 1.166           | 10                | 0,002  | 2.609      | 0,004  |
| Karmana Wood & Lumber Export                                     | 5.139             | 616.035           |                   |                 |                   |                 |                   |                 |                   |                 |                   |                 | 5.139             | 1      | 616.035    | 1      |
| Koekoe Trading   | 129               | 15.455            |                   |                 |                   |                 |                   |                 |                   |                 |                   |                 | 129               | 0,02   | 15.455     | 0,02   |
| La Monnaie Juste N.V.  | 7.127             | 852.442           |                   |                 |                   |                 |                   |                 |                   |                 |                   |                 | 7.127             | 1      | 852.442    | 1      |
| Larich Enterprises   |                   |                   |                   |                 |                   |                 |                   |                 | 8                 | 2.628           |                   |                 | 8                 | 0,001  | 2.628      | 0,004  |
| Lexington Corporation N.V.                                       | 3.656             | 435.031           |                   |                 |                   |                 |                   |                 |                   |                 |                   |                 | 3.656             | 1      | 435.031    | 1      |
| Lyreco N.V.  |                   |                   |                   |                 |                   |                 |                   |                 | 24                | 9.854           | 1                 | 492             | 25                | 0,005  | 10.346     | 0,01   |
| Machiname Houtbewerkingsbedrijf R. Durga & Sons N.V.             | 399               | 156.119           |                   |                 |                   |                 |                   |                 |                   |                 |                   |                 | 399               | 0,1    | 156.119    | 0,2    |
| Mobi Chen Woodworking Factory N.V.                               | 443               | 165.477           |                   |                 |                   |                 |                   |                 |                   |                 |                   |                 | 443               | 0,08   | 165.477    | 0,2    |
| Multivit N.V.  | 8                 | 2.708             |                   |                 |                   |                 |                   |                 |                   |                 | 1                 | 1.024           | 9                 | 0,002  | 3.732      | 0,005  |
| Namora Houtonderneming N.V.                                      |                   |                   |                   |                 |                   |                 |                   |                 | 91                | 38.325          |                   |                 | 91                | 0,02   | 38.325     | 0,1    |
| Nature Wood  | 157               | 18.806            |                   |                 |                   |                 |                   |                 |                   |                 |                   |                 | 157               | 0,03   | 18.806     | 0,03   |
| Nieuwe Houtonderneming Ansoe N.V.                                |                   |                   |                   |                 |                   |                 |                   |                 | 41                | 12.295          |                   |                 | 41                | 0,01   | 12.295     | 0,02   |
| Nougat Lumber Company N.V.                                       |                   |                   |                   |                 |                   |                 |                   |                 | 79                | 24.722          |                   |                 | 79                | 0,01   | 24.722     | 0,04   |
| Orange Wood N.V.   | 1.831             | 206.530           |                   |                 |                   |                 |                   |                 |                   |                 |                   |                 | 1.831             | 0,3    | 206.530    | 0,3    |
| Palmera Hout N.V.  | 138.577           | 16.495.860        |                   |                 |                   |                 |                   |                 | 64                | 19.244          |                   |                 | 138.641           | 25     | 16.515.104 | 24     |
| Paranam Wood Trading N.V.  | 40.423            | 4.857.322         |                   |                 |                   |                 |                   |                 |                   |                 |                   |                 | 40.423            | 7      | 4.857.322  | 7      |
| Power Wood N.V.  | 402               | 48.214            |                   |                 |                   |                 |                   |                 |                   |                 |                   |                 | 402               | 0,1    | 48.214     | 0,1    |
| Prokall Wood Trading N.V.  | 3.241             | 387.121           |                   |                 |                   |                 |                   |                 |                   |                 |                   |                 | 3.241             | 0,6    | 387.121    | 0,6    |
| R&S Natural Resources N.V.                                       | 4.155             | 497.623           |                   |                 |                   |                 |                   |                 |                   |                 |                   |                 | 4.155             | 1      | 497.623    | 1      |
| Rajesh Forestry Services N.V.                                    | 6.888             | 824.425           |                   |                 |                   |                 |                   |                 |                   |                 |                   |                 | 6.888             | 1      | 824.425    | 1      |
| Ramon Timber & Wood Export                                       | 613               | 73.597            |                   |                 |                   |                 |                   |                 | 23                | 5.724           |                   |                 | 636               | 0,1    | 79.321     | 0,1    |
| RBMC N.V.  |                   |                   |                   |                 |                   |                 |                   |                 | 11                | 4.565           |                   |                 | 11                | 0,002  | 4.565      | 0,01   |
| Real Timber Trading N.V.   | 20                | 8.218             |                   |                 |                   |                 |                   |                 | 268               | 111.491         |                   |                 | 288               | 0,1    | 119.709    | 0,2    |
| Roag Wood International  |                   |                   |                   |                 |                   |                 |                   |                 | 77                | 25.037          |                   |                 | 77                | 0,01   | 25.037     | 0,04   |
| S.A. Wood Resources N.V.   | 9.073             | 1.082.282         |                   |                 | 8                 | 23.580          |                   |                 | 87                | 26.135          |                   |                 | 9.168             | 2      | 1.131.997  | 2      |
| Seaiter Trading  |                   |                   |                   |                 |                   |                 |                   |                 | 14                | 4.151           |                   |                 | 14                | 0,003  | 4.151      | 0,01   |
| Sharav Timber N.V.   | 45                | 4.972             |                   |                 | 3                 | 7.678           |                   |                 | 340               | 114.390         |                   |                 | 388               | 0,07   | 127.040    | 0,2    |
| Shenzhen Huangshi Brother Wood Industry N.V.                     | 95                | 11.438            |                   |                 |                   |                 |                   |                 |                   |                 |                   |                 | 95                | 0,017  | 11.438     | 0,016  |
| Smart Nice Wood Lumber export N.V.                               | 998               | 118.927           |                   |                 |                   |                 |                   |                 |                   |                 |                   |                 | 998               | 0,181  | 118.927    | 0,170  |
| S.N.A. Import & Export N.V.                                      | 472               | 53.375            |                   |                 |                   |                 |                   |                 |                   |                 |                   |                 | 472               | 0,086  | 53.375     | 0,076  |
| South Am Dihao Timber Co N.V.                                    | 14.614            | 1.748.138         |                   |                 |                   |                 |                   |                 |                   |                 |                   |                 | 14.614            | 3      | 1.748.138  | 3      |
| Spring Wood Export N.V.  | 526               | 63.114            |                   |                 |                   |                 |                   |                 |                   |                 |                   |                 | 526               | 0,1    | 63.114     | 0,1    |
| Suda Imp/Exp N.V.  |                   |                   | 1                 | 243             |                   |                 |                   |                 | 219               | 69.411          |                   |                 | 220               | 0,04   | 69.654     | 0,1    |
| Sur Matrix Industry N.V.   |                   |                   |                   |                 |                   |                 |                   |                 | 2                 | 589             | 5                 | 2.361           | 7                 | 0,001  | 2.950      | 0,004  |
| Surimax Wood Trading N.V.  | 190               | 22.777            |                   |                 |                   |                 |                   |                 |                   |                 |                   |                 | 190               | 0,03   | 22.777     | 0,03   |
| Suritrade N.V.   |                   |                   |                   |                 |                   |                 |                   |                 |                   |                 | 3                 | 2.003           | 3                 | 0,001  | 2.003      | 0,003  |
| Suriname Goede Oogst N.V.  | 74                | 8.910             |                   |                 |                   |                 |                   |                 |                   |                 |                   |                 | 74                | 0,01   | 8.910      | 0,013  |
| Tacoba Forestry Consultant N.V.                                  | 6.277             | 749.420           | 38                | 8.470           |                   |                 |                   |                 | 299               | 86.074          |                   |                 | 6.614             | 1      | 843.964    | 1      |
| Timber Import Export Co. Gaba B.V.                               | 6.705             | 803.400           |                   |                 |                   |                 |                   |                 |                   |                 |                   |                 | 6.705             | 1      | 803.400    | 1      |
| Tree Line Timber N.V.  |                   |                   |                   |                 |                   |                 |                   |                 | 97                | 23.521          |                   |                 | 97                | 0,02   | 23.521     | 0,03   |
| Triplex N.V.   | 124               | 14.718            |                   |                 |                   |                 |                   |                 | 24                | 7.193           |                   |                 | 148               | 0,03   | 21.911     | 0,03   |
| Tropical Hardwood Production Suriname N.V.                       | 3                 | 388               | 141               | 29.578          |                   |                 |                   |                 | 2.238             | 759.593         | 37                | 24.404          | 2.419             | 0,4    | 813.963    | 1,2    |
| Ultimate Forestry N.V.   | 2.209             | 264.955           |                   |                 |                   |                 |                   |                 |                   |                 |                   |                 | 2.209             | 0,4    | 264.955    | 0,4    |
| Vaishnavi Export N.V.  | 124               | 14.919            |                   |                 |                   |                 |                   |                 |                   |                 |                   |                 | 124               | 0,02   | 14.919     | 0,02   |
| Wintrip International N.V.                                       | 90.709            | 11.084.043        |                   |                 |                   |                 |                   |                 |                   |                 |                   |                 | 90.709            | 16     | 11.084.043 | 16     |
| Wirjo Industries N.V.  | 319               | 38.244            |                   |                 |                   |                 |                   |                 |                   |                 |                   |                 | 319               | 0,06   | 38.244     | 0,05   |
| Wood World Supplier Suriname N.V.                                |                   |                   |                   |                 |                   |                 |                   |                 | 199               | 50.281          |                   |                 | 199               | 0,04   | 50.281     | 0,1    |
| X-Avenue Group N.V.  |                   |                   |                   |                 |                   |                 |                   |                 | 128               | 31.923          |                   |                 | 128               | 0,02   | 31.923     | 0,05   |
| Xin Kai Yuan N.V.  | 1.149             | 137.886           |                   |                 |                   |                 |                   |                 |                   |                 |                   |                 | 1.149             | 0,2    | 137.886    | 0,2    |
| Xylophia Hardwood Export N.V.                                    |                   |                   |                   |                 |                   |                 |                   |                 | 21                | 8.762           |                   |                 | 21                | 0,004  | 8.762      | 0,01   |
| Zhan Meigui Exportbedrijf  |                   |                   |                   |                 |                   |                 |                   |                 | 55                | 16.550          |                   |                 | 55                | 0,01   | 16.550     | 0,02   |
| <b>Totaal</b>  | <b>531.867</b>    | <b>63.914.580</b> | <b>2.048</b>      | <b>446.296</b>  | <b>1</b>          |                 |                   |                 |                   |                 |                   |                 |                   |        |            |        |

**TABEL 13.** HOUTEXPORT PER HOUTSOORT IN 2018

| Lokale Handelsnaam            | Internationale Handelsnaam                       | Botanische Naam  | Volume in m <sup>3</sup> | FOB Waarde in US \$ |
|-------------------------------|--|--|--------------------------|---------------------|
| <b>Rondhout</b>               |  |  |                          |                     |
| Agrobigi                      | <i>Faveira bengué</i>                            | <i>Parkia nitida, Parkia ulei</i>  | 38                       | 4.575               |
| Ajava tingimoni/Aluwa-pisi    | <i>Amesclao, Ulu</i>                             | <i>Trattinnickia burserifolia, rhoifolia &amp; demerarae</i>                                     | 3.076                    | 368.572             |
| Alanya-udu                    |  | <i>Zwartzia arborescens</i>  | 4                        | 429                 |
| Anawra                        | <i>Kautaballi, Anaoura</i>                       | <i>Couepia, Hirtella, Licania</i>  | 7                        | 797                 |
| Appel kwari/Apra-kwari        | <i>Kwari, Quaruba</i>                            | <i>Vochysia densiflora</i>   | 1                        | 81                  |
| Ayo-ayo/Suradani              | <i>Pilon, Pilón, Napo, Suradan</i>               | <i>Hyeronima alchorneoides</i>   | 19                       | 2.039               |
| Baboen                        | <i>Baboen, Virola, Banak</i>                     | <i>Virola surinamensis, Virola michelii, Virola sebifera</i>                                     | 26                       | 3.139               |
| Basra boletri/Basra botri     |  | <i>Manilkara huberi, Hyeronima alchorneoides</i>   | 43                       | 4.722               |
| Basralokus                    | <i>Basralocus, Angélique</i>                     | <i>Dicorynia guianensis</i>  | 146.018                  | 17.793.414          |
| Bebe                          | <i>Saboarana</i>                                 | <i>Alchorneopsis floribunda, Pterocarpus</i>   | 2.467                    | 276.251             |
| Blaka-beri/Meri               | <i>Chanul</i>                                    | <i>Humiria balsamifera</i>   | 75                       | 8.856               |
| Bofru-udu                     | <i>Dukuria</i>                                   | <i>Sacoglottis cydonioides, Sacoglottis guianensis</i>   | 56                       | 6.138               |
| Boletri                       | <i>Macaranduba, Maçaranduba</i>                  | <i>Manilkara bidentata</i>   | 20.344                   | 2.447.642           |
| Bosamandel                    | <i>Fukadi, Tanibuca</i>                          | <i>Terminalia dichotoma</i>  | 990                      | 113.030             |
| Boskasyu                      | <i>Espave</i>                                    | <i>Anacardium giganteum, Anacardium spruceanum</i>   | 40                       | 4.411               |
| Boskatoen                     | <i>Yankomini</i>                                 | <i>Eriotheca crassa, Bombacopsis nervosa</i>   | 861                      | 95.239              |
| Bos-kofi                      |  | <i>Casearia macrophylla</i>  | 4                        | 397                 |
| Bos-mahonie/Witte Pinto-locus | <i>Grocai-rosa</i>                               | <i>Martiodendron parviflorum</i>   | 17.371                   | 2.086.099           |
| Bostamarinde                  | <i>Angelim pintado</i>                           | <i>Hydrochorea corymbosa, Hydrochorea gonggrijpii</i>  | 5.901                    | 669.645             |
| Bradilifi                     |  | <i>Coccoloba spp.</i>  | 2                        | 827                 |
| Bruinhart                     | <i>Wacapou</i>                                   | <i>Vouacapoua americana</i>  | 15.921                   | 1.938.563           |
| Ceder/Sedre                   | <i>Cedro, Cèdre, Cedar</i>                       | <i>Cedrela odorata</i>   | 440                      | 52.858              |
| Dakama                        | <i>Aieoueko, Fava-vermelha</i>                   | <i>Dimorphandra conjugata</i>  | 26                       | 2.906               |
| Dju-boletri                   |  | <i>Pouteria trigonosperma</i>  | 26                       | 3.028               |
| Donceder/Donsedre             | <i>Cedrórana</i>                                 | <i>Cedrelinga cateniformis</i>   | 4.840                    | 580.673             |
| Dukali                        | <i>Amapa</i>                                     | <i>Brosimum parinarioides</i>  | 106                      | 12.087              |
| Dyadidya                      | <i>Djedoe, Kaditiri, Tachyrana</i>               | <i>Sclerolobium melinonii</i>  | 88                       | 10.556              |
| Feli-kwari/Mawsi-kwari        | <i>Jaboty, Jaboti</i>                            | <i>Erisma uncinatum</i>  | 12.478                   | 1.496.596           |
| Foman/Witte dyu-bolletrie     |  | <i>Chaetocarpus schomburgkianus</i>  | 9                        | 989                 |
| Fungu                         | <i>Kautaballi, Burada, Rarsha, Bois gaulette</i> | <i>Licania, Hirtella, Parinari campestris, Drypetes variabilis, Licania densiflora, Parinari</i> | 2.290                    | 254.112             |
| Gedu                          | <i>Djedu, Kaditiri</i>                           | <i>Sclerolobium albiflorum</i>   | 8                        | 981                 |
| Gele kabbes                   | <i>Arisauro</i>                                  | <i>Vatairea guianensis, Vataireopsis speciosa</i>  | 3.344                    | 401.949             |
| Geri-udu/Masala-udu           |  | <i>Pogonophora schomburgkiana</i>  | 10                       | 1.220               |
| Gevlamde Bostamarinde         | <i>Angelim rajado, Bois serpent, Marblewood</i>  | <i>Zygia racemosa</i>  | 480                      | 79.131              |
| Gindya-udu                    | <i>Fukadi, Nargusta</i>                          | <i>Buchenavia tetraphylla, Terminalia guyanensis</i>   | 18.067                   | 2.167.582           |
| Groenhart                     | <i>Ipe, Lapacho, Tabebuia, Ipé</i>               | <i>Tabebuia serratifolia, Handroanthus serratifolius</i>   | 2.410                    | 289.733             |
| Gronfalo                      | <i>Mandio, Quarub, Gronfoelo, Mandioqueira</i>   | <i>Qualea rosea, Qualea albiflora, Qualea coerulea</i>   | 55.212                   | 6.634.650           |

Wordt vervolgd

**Vervolg**

| <b>Lokale Handelsnaam</b> | <b>Internationale Handelsnaam</b>                        | <b>Botanische Naam</b>   | <b>Volume in m<sup>3</sup></b> | <b>FOB Waarde in US \$</b> |
|---------------------------|--|--|--------------------------------|----------------------------|
| <b>Rondhout</b>           |  |  |                                |                            |
| Gubaya                    | <i>Gobaja, Para-para, Caroba</i>                         | <i>Jacaranda copaia</i>  | 3                              | 374                        |
| Guyaba-kwari/Blauw-kwari  | <i>Mandio, Gronfoeloe</i>                                | <i>Qualea dinizii</i>  | 4.493                          | 539.336                    |
| Ingi-pipa                 | <i>Tauari</i>  | <i>Couratari oblongifolia, Couratari stellata</i>                                    | 3.146                          | 377.472                    |
| Kaneelhart                | <i>Brown silverballi, Kaneelhart</i>                     | <i>Kubitzkia mezii, Licaria cannella</i>   | 220                            | 32.309                     |
| Katun-udu                 | <i>Guacimo, Estriveira</i>                               | <i>Lueheopsis rugosa</i>   | 4                              | 498                        |
| Kaw-udu                   | <i>Tatajuba</i>  | <i>Bagassa guianensis</i>  | 7.442                          | 826.525                    |
| Kimbotó                   | <i>Abiu, Chupon</i>                                      | <i>Pradosia ptychandra, Chrysophyllum pomiferum, Pradosia, Pradosia surinamensis</i> | 5.283                          | 591.586                    |
| kokriki                   | <i>Tento</i>   | <i>Ormosia paraensis, Drypetes variabilis, Ormosia coccinea</i>                      | 648                            | 72.831                     |
| Kopi                      | <i>Cupiuba, Kabukalli, Kopi, Goupie</i>                  | <i>Goupia glabra</i>   | 35.605                         | 4.266.863                  |
| Krapa                     | <i>Andiroba, Crabwood</i>                                | <i>Carapa guianensis</i>   | 18                             | 2.204                      |
| kromanti-kopi             | <i>Aracanga, Shibadan</i>                                | <i>Aspidosperma sandwithianum, helstonei &amp; desmanthum</i>                        | 2.739                          | 328.290                    |
| Kunatepi                  | <i>Trebol</i>  | <i>Handroanthus capitatus, Platymiscium ulei</i>                                     | 1.344                          | 167.501                    |
| Kurahara/Kuráli           | <i>Santa maria, Jacareuba</i>                            | <i>Calophyllum brasiliense, Calophyllum longifolium</i>                              | 17                             | 1.891                      |
| Kwasiba                   |  | <i>Pouteria spp.</i>   | 15                             | 1.654                      |
| Kwata-kama                | <i>Faveira bolota, Fava bolata</i>                       | <i>Parkia pendula</i>  | 1.920                          | 230.389                    |
| Kwata-patu                | <i>Sapucaia</i>  | <i>Lecythis zabucajo</i>   | 1.514                          | 181.723                    |
| Kwepi                     | <i>Kautaballi</i>  | <i>Licania laxiflora, Hirtella macrosepala, Licania laxiflora, Licania apetala</i>   | 152                            | 16.812                     |
| Laksiri                   | <i>Camacari, Tamaquare</i>                               | <i>Stryphnodendron polystachyum, Caraipa richardiana, Caraipa densifolia</i>         | 107                            | 12.058                     |
| Lika-udu                  | <i>Inyak</i>   | <i>Antonia ovata</i>   | 6                              | 658                        |
| Lontu-kasi                |  | <i>Byrsonima stipulacea, Spachea elegans</i>   | 6                              | 643                        |
| Maka-grin                 | <i>White tabebuia, Warakur, Ipé</i>                      | <i>Tabebuia capitata, Handroanthus capitatus</i>                                     | 6.634                          | 795.608                    |
| Maka-kabbes               | <i>Angelim, Angelim da mata</i>                          | <i>Hymenolobium flavum</i>   | 28.708                         | 3.440.086                  |
| Man-barklak               | <i>Manbarklak; Black kakaralli, Kakaralli, Matá-matá</i> | <i>Eschweilera subglandulosa</i>   | 90                             | 10.850                     |
| Mapa                      | <i>Amapa</i>   | <i>Couma guianensis</i>  | 90                             | 10.327                     |
| Mataki                    | <i>Mani, Manil, Anani, Chewstick</i>                     | <i>Symphonia globulifera</i>   | 273                            | 30.696                     |
| Mora                      | <i>Mora</i>  | <i>Mora excelsa</i>  | 250                            | 29.959                     |
| Mora-bukeya               | <i>Mora; Morabukea</i>                                   | <i>Mora gonggrijpii</i>  | 11.616                         | 1.395.033                  |
| Morototo                  | <i>Morototo</i>  | <i>Schefflera morototoni, Schefflera decaphylla</i>                                  | 3                              | 347                        |
| Neku-udu                  | <i>Tento, Haiari</i>                                     | <i>Alexa wachenheimii, Lonchocarpus latifolia</i>                                    | 5                              | 584                        |
| Okerhout/Okro-udu         | <i>Kobe</i>  | <i>Sterculia pruriens, Sterculia villifera</i>                                       | 37                             | 4.438                      |
| Pakuli/Geelhart           | <i>Bacuri, Pakuri</i>                                    | <i>Platonia insignis, Garcinia, Rheedea spp.</i>                                     | 5.981                          | 727.894                    |
| Parelhout/Pari udu        |  | <i>Aspidosperma excelsum, Aspidosperma album</i>                                     | 40                             | 4.362                      |
| Pari-tiki                 |  |  | 7                              | 760                        |
| Pata-wana/Pataku-wana     |  | <i>Chaunochiton kappleri, Gordonia fruticosa</i>                                     | 125                            | 14.921                     |
| Pikin-misiki              | <i>Timborana</i>   | <i>Pseudoptadenia suaveolens</i>   | 4.871                          | 556.819                    |
| Pinto-boletri             |  | <i>Chrysophyllum argenteum</i>   | 18                             | 2.185                      |
| Pinto-kopi/Kaiman-udu     | <i>Warakairo, Pau-Jacare</i>                             | <i>Laetia procera</i>  | 60                             | 7.071                      |

**Wordt vervolgd**

**Vervolg**

| <b>Lokale Handelsnaam</b>     | <b>Internationale Handelsnaam</b>                | <b>Botanische Naam</b>  | <b>Volume in m<sup>3</sup></b> | <b>FOB Waarde in US \$</b> |
|-------------------------------|--|---|--------------------------------|----------------------------|
| <b><u>Rondhout</u></b>        |  |   |                                |                            |
| Pisi                          | Louro, Kereti, Canelo, Canela, White silverballi | <i>puberula, Aniba hostmanniana, Ocotea splendens, Ocotea guianensis, Licaria, Ocotea petalanthera</i>                        | 1.046                          | 125.284                    |
| Prokoni                       | Inga   | <i>Inga alba</i>  | 1.256                          | 149.922                    |
| Purperhart                    | Purpleheart, Amarante, Amaranth                  | <i>Peltogyne venosa</i>   | 19.784                         | 2.379.687                  |
| Riemhout                      | Konoko, Moraballi, Apixuna                       | <i>Micropholis venulosa, Micropholis egensis</i>  | 1.362                          | 159.678                    |
| Rode kabbes                   | Angelin, Red cabbage bark, e.a                   | <i>Andira surinamensis, coriacea &amp; inermis</i>  | 9.386                          | 1.131.798                  |
| Rode locus                    | Jatoba, Courbaril                                | <i>Hymenaea courbaril</i>   | 2.955                          | 356.018                    |
| Sali                          | Sali   | <i>Tetragastris hostmannii, Tetragastris altissima, Trichilia quadrijuga, Trichilia surinamensis, Tetragastris panamensis</i> | 917                            | 110.051                    |
| Satijnhout                    | Satiné, Dukaliballi, Pau rainha                  | <i>Brosimum rubescens</i>   | 763                            | 91.605                     |
| Slangenhout                   | Hububalli, Slangenhout                           | <i>Loxopterygium sagotii, Astronium lecointei</i>   | 1.208                          | 144.680                    |
| Sopo-udu                      | Huruasa  | <i>Abarema jupunba, Pithecellobium jupunba</i>  | 133                            | 15.321                     |
| Sumaruba                      | Marupa, Simaruba                                 | <i>Simarouba amara</i>  | 69                             | 8.663                      |
| Takini                        |  | <i>Brosimum acutifolium</i>   | 55                             | 6.164                      |
| Tamaren-prokoni               | Assao  | <i>Enterolobium schomburgkii</i>  | 2.048                          | 244.556                    |
| Tete-udu                      | Sapucaia-vermelha                                | <i>Lecythis poiteaui</i>  | 593                            | 67.429                     |
| Tingimoni                     | Amesclao, Kurokai; Ulu, Amesclao                 | <i>Protium sagotianum, Trattinickia spp.</i>  | 77                             | 9.264                      |
| Uma-barklak                   | Sapucaia, Wina, Matá-matá                        | <i>Eschweilera congestiflora</i>  | 3                              | 387                        |
| Walaba                        | Walaba, Wallaba                                  | <i>Eperua falcata, Eperua schomburgkiana</i>  | 6.768                          | 832.021                    |
| Wana                          | Wana, Louro vermelho, Determa,                   | <i>Eschweilera pedicellata, Sextonia rubra, Ocotea rubra</i>  | 15.629                         | 1.878.378                  |
| Wana-kwari/Weti-kwari         | Quaruba, Iteballi                                | <i>Vochysia tomentosa</i>   | 8.830                          | 1.052.616                  |
| Watrakan/Awalapau, Alolapau   |  |   | 17                             | 1.975                      |
| Weti-udu                      |  | <i>Tapirira guianensis</i>  | 3                              | 340                        |
| Wis-wis-kwari/Redi-kwari      | Kwari, Quaruba, Iteballi, Yemeri                 | <i>Vochysia guianensis</i>  | 3.186                          | 382.121                    |
| Yakanta                       |  | <i>Dendrobangia boliviana, Poraqueiba guianensis</i>  | 5                              | 597                        |
| Yori-yori                     |  | <i>Vataireopsis</i>   | 3.451                          | 381.741                    |
| Youngu Kabbes                 | Agelim, Faveira                                  | <i>Vataireopsis speciosa</i>  | 6.827                          | 820.047                    |
| Yzerhart                      | Bannia, Boco, Wamara, Yzerhart, Coração de Negro | <i>Bocoa prouacensis, Swartzia guianensis</i>   | 1.326                          | 156.365                    |
| Zwarte kabbes                 | Sucupira, Tatabu                                 | <i>Diploptropis purpurea</i>  | 7.558                          | 907.497                    |
| Zwarte pinto-locus            |  | <i>Talisia cf. pedicellaris</i>   | 24                             | 2.901                      |
| <b>Sub-totaal</b>             |  |   | <b>531.867</b>                 | <b>63.914.580</b>          |
| <b><u>Palen</u></b>           |  |   |                                |                            |
| Basralokus                    | Basralocus, Angélique                            | <i>Dicorynia guianensis</i>   | 1.506                          | 335.575                    |
| Blaka-beri/Meri               | Chanul   | <i>Humiria balsamifera</i>  | 7                              | 1.517                      |
| Boletri                       | Macaranduba, Maçaranduba                         | <i>Manilkara bidentata</i>  | 125                            | 28.103                     |
| Bos-mahonie/Witte Pinto-locus | Grocai-rosa                                      | <i>Martiodendron parviflorum</i>  | 0,4                            | 45                         |
| Bostamarinde                  | Angelim pintado                                  | <i>Hydrochorea corymbosa, Hydrochorea gonggrijpii</i>   | 1                              | 132                        |
| Feli-kwari/Mawsi-kwari        | Jaboty, Jaboti                                   | <i>Erisma uncinatum</i>   | 3                              | 675                        |
| Fungu                         | Kautaballi, Burada, Rarsha, Bois gaulette        | <i>Licania, Hirtella, Parinari campestris, Drypetes variabilis, Licania densiflora, Parinari</i>                              | 277                            | 54.678                     |

**Wordt vervolgd**

**Vervolg**

| <b>Lokale Handelsnaam</b>     | <b>Internationale Handelsnaam</b>                       | <b>Botanische Naam</b>   | <b>Volume in m<sup>3</sup></b> | <b>FOB Waarde in US \$</b> |
|-------------------------------|---|--|--------------------------------|----------------------------|
| <b>Palen</b>                  |   |  |                                |                            |
| Gindya-udu                    | <i>Fukadi, Nargusta</i>                                 | <i>Buchenavia tetraphylla, Terminalia guyanensis</i>   | 2                              | 378                        |
| Gronfolo                      | <i>Mandio, Quarub, Gronfoelo, Mandioqueira</i>          | <i>Qualea rosea, Qualea albiflora, Qualea coerulea</i>   | 28                             | 6.245                      |
| Kunatepi                      | <i>Trebol</i>   | <i>Handroanthus capitatus, Platymiscium ulei</i>   | 6                              | 695                        |
| Kwata-patu                    | <i>Sapucaia</i>   | <i>Lecythis zabucajo</i>   | 2                              | 468                        |
| Mataki                        | <i>Mani, Manil, Anani, Chewstick</i>                    | <i>Symphonia globulifera</i>   | 1                              | 197                        |
| Parelhout (Pari udu)          |   | <i>Aspidosperma excelsum, Aspidosperma album</i>   | 1                              | 199                        |
| Purperhart                    | <i>Purpleheart, Amarante, Amaranth</i>                  | <i>Peltogyne venosa</i>  | 43                             | 9.570                      |
| Rode kabbes                   | <i>Angelim, Red cabbage bark, e.a</i>                   | <i>Andira surinamensis, coriacea &amp; inermis</i>   | 23                             | 4.710                      |
| Walaba                        | <i>Walaba, Wallaba</i>                                  | <i>Eperua falcata, Eperua schomburgkiana</i>   | 22                             | 3.011                      |
| Yzerhart                      | <i>Bannia, Boco, Wamara, Yzerhart, Coração de Negro</i> | <i>Bocoa prouacensis, Swartzia guianensis</i>  | 1                              | 98                         |
| <b>Sub-totaal</b>             |   |  | <b>2.048</b>                   | <b>446.296</b>             |
| <b>Letterhout</b>             |   |  |                                |                            |
| Letterhout                    | <i>Snakewood, Letterwood, Leopardwood</i>               | <i>Brosimum guianense</i>  | 16                             | 49.072                     |
| <b>Sub-totaal</b>             |   |  | <b>16</b>                      | <b>49.072</b>              |
| <b>Gezaagd hout</b>           |   |  |                                |                            |
| Basralokus                    | <i>Basralocus, Angélique</i>                            | <i>Dicorynia guianensis</i>  | 4.638                          | 1.499.810                  |
| Blaka-beri/Meri               | <i>Chanul</i>   | <i>Humiria balsamifera</i>   | 175                            | 48.265                     |
| Boletri                       | <i>Macaranduba, Maçaranduba</i>                         | <i>Manilkara bidentata</i>   | 1.202                          | 360.676                    |
| Bos-mahonie/Witte Pinot-locus | <i>Grocai-rosa</i>                                      | <i>Martiodendron parviflorum</i>   | 23                             | 6.390                      |
| Bostamarinde                  | <i>Angelim pintado</i>                                  | <i>Hydrochorea corymbosa, Hydrochorea gonggrijpii</i>  | 187                            | 39.927                     |
| Bruinhart                     | <i>Wacapou</i>  | <i>Vouacapoua americana</i>  | 71                             | 21.582                     |
| Ceder/Sedre                   | <i>Cedro, Cèdre, Cedar</i>                              | <i>Cedrela odorata</i>   | 40                             | 12.008                     |
| Donceder/Donsedre             | <i>Cedrorana</i>  | <i>Cedrelinga cateniformis</i>   | 18                             | 5.522                      |
| Feli-kwari/Mawsi-kwari        | <i>Jaboty, Jaboti</i>                                   | <i>Erisma uncinatum</i>  | 546                            | 163.883                    |
| Fungu                         | <i>Kautaballi, Burada, Rarsha, Bois gaulette</i>        | <i>Licania, Hirtella, Parinari campestris, Drypetes variabilis, Licania densiflora, Parinari</i> | 236                            | 60.172                     |
| Gevlamde Bostamarinde         | <i>Angelim rajado, Bois serpent, Marblewood</i>         | <i>Zygia racemosa</i>  | 43                             | 11.339                     |
| Gindya-udu                    | <i>Fukadi, Nargusta</i>                                 | <i>Buchenavia tetraphylla, Terminalia guyanensis</i>   | 139                            | 43.957                     |
| Groenhart                     | <i>Ipe, Lapacho, Tabebuia, Ipé</i>                      | <i>Tabebuia serratifolia, Handroanthus serratifolius</i>   | 582                            | 186.191                    |
| Gronfolo                      | <i>Mandio, Quarub, Gronfoelo, Mandioqueira</i>          | <i>Qualea rosea, Qualea albiflora, Qualea coerulea</i>   | 1.678                          | 523.299                    |
| Guyaba-kwari/Blauw-kwari      | <i>Mandio, Gronfoeloe</i>                               | <i>Qualea dinizii</i>  | 105                            | 31.470                     |
| Ingi-pipa                     | <i>Tauari</i>   | <i>Couratari oblongifolia, Couratari stellata</i>  | 5                              | 1.613                      |
| Kaw-udu                       | <i>Tatajuba</i>   | <i>Bagassa guianensis</i>  | 413                            | 104.591                    |
| Kopi                          | <i>Cupiuba, Kabukalli, Kopi, Goupie</i>                 | <i>Goupia glabra</i>   | 80                             | 24.683                     |
| Kunatepi                      | <i>Trebol</i>   | <i>Handroanthus capitatus, Platymiscium ulei</i>   | 52                             | 14.966                     |
| Kwata-patu                    | <i>Sapucaia</i>   | <i>Lecythis zabucajo</i>   | 19                             | 5.381                      |
| Maka-grin                     | <i>White tabebuia, Warakur, Ipé</i>                     | <i>Tabebuia capitata, Handroanthus capitatus</i>   | 1.989                          | 663.888                    |
| Maka-kabbes                   | <i>Angelim, Angelim da mata</i>                         | <i>Hymenolobium flavum</i>   | 835                            | 247.859                    |
| Pakuli/Geelhart               | <i>Bacuri, Pakuri</i>                                   | <i>Platonia insignis, Garcinia, Rheedea spp.</i>   | 215                            | 63.967                     |

**Wordt vervolgd**

**Vervolg**

| <b>Lokale Handelsnaam</b>    | <b>Internationale Handelsnaam</b>                | <b>Botanische Naam</b>   | <b>Volume in m<sup>3</sup></b> | <b>FOB Waarde in US \$</b> |
|------------------------------|--|--|--------------------------------|----------------------------|
| <b><u>Gezaagd hout</u></b>   |  |  |                                |                            |
| Pikin-misiki                 | Timborana  | <i>Pseudopiptadenia suaveolens</i><br><i>Ocotea floribunda, Ocotea glomerata, Aniba kappleri, Ocotea puberula, Aniba hostmanniana, Ocotea splendens, Ocotea guianensis, Licaria, Ocotea petalanthera</i> | 5                              | 538                        |
| Pisi                         | Louro, Kereti, Canelo, Canela, White silverballi | <i>Peltogyne venosa</i>  | 1                              | 384                        |
| Purperhart                   | Purpleheart, Amarante, Amaranth                  | <i>Andira surinamensis, coriacea &amp; inermis</i>   | 677                            | 199.977                    |
| Rode kabbes                  | Angelin, Red cabbage bark, e.a                   | <i>Hymenaea courbaril</i>  | 57                             | 11.975                     |
| Rode locus                   | Jatoba, Courbaril                                | <i>Tetragastris hostmannii, Tetragastris altissima, Trichilia quadrijuga, Trichilia surinamensis, Tetragastris panamensis</i>  | 24                             | 5.137                      |
| Sali                         | Sali   | <i>Brosimum rubescens</i>  | 2                              | 288                        |
| Satijnhout                   | Satiné, Dukaliballi, Pau rainha                  | <i>Loxopterygium sagotii, Astronium lecointei</i>  | 5                              | 749                        |
| Slangenhout                  | Hububalli, Slangenhout                           | <i>Dipteryx odorata, Dipteryx punctata</i>   | 11                             | 3.207                      |
| Tonka                        | Cumaru   | <i>Eperua falcata, Eperua schomburgkiana</i>   | 23                             | 9.653                      |
| Walaba                       | Walaba, Wallaba                                  | <i>Eschweilera pedicellata, Sextonia rubra, Ocotea rubra</i>   | 2.075                          | 721.885                    |
| Wana                         | Wana, Louro vermelho, Determa,                   | <i>Vochysia tomentosa</i>  | 73                             | 22.795                     |
| Wana-kwari/Weti-kwari        | Quaruba, Iteballi                                | <i>Vataireopsis</i>  | 21                             | 6.264                      |
| Watrakan/Awalapau, Alolapau  |  | <i>Vataireopsis speciosa</i>   | 3                              | 317                        |
| Yori-yori                    |  | <i>Bocoa prouacensis, Swartzia guianensis</i>  | 1                              | 74                         |
| Youngu Kabbes                | Agelim, Faveira                                  | <i>Diploptropis purpurea</i>   | 154                            | 60.596                     |
| Yzerhart                     | Bannia, Boco, Wamara, Yzerhart, Coração de Negro |  | 6                              | 1.752                      |
| Zwarte kabbes                | Sucupira, Tatabu                                 |  | 65                             | 16.172                     |
| <b><u>Sub-totaal</u></b>     |  |  | <b>16.494</b>                  | <b>5.203.202</b>           |
| <b><u>Gereed product</u></b> |  |  |                                |                            |
| Baboen                       | Baboen, Virola, Banak                            | <i>Virola surinamensis, Virola michelii, Virola sebifera</i>   | 0,1                            | 28                         |
| Basralokus                   | Basralocus, Angélique                            | <i>Dicorynia guianensis</i>  | 139                            | 96.830                     |
| Bostamarinde                 | Angelim pintado                                  | <i>Hydrochorea corymbosa, Hydrochorea gonggrijpii</i>  | 8                              | 4.184                      |
| Donceder/Donsedre            | Cedrorana  | <i>Cedrelinga cateniformis</i><br><i>Licania, Hirtella, Parinari campestris, Drypetes variabilis, Licania densiflora, Parinari</i>   | 8                              | 4.299                      |
| Fungu                        | Kautaballi, Burada, Rarsha, Bois gaulette        | <i>Buchenavia tetraphylla, Terminalia guyanensis</i>   | 75                             | 40.434                     |
| Gindya-udu                   | Fukadi, Nargusta                                 | <i>Qualea rosea, Qualea albiflora, Qualea coerulea</i>   | 5                              | 2.669                      |
| Gronfolo                     | Mandio, Quarub, Gronfoelo, Mandioqueira          | <i>Ormosia paraensis, Drypetes variabilis, Ormosia coccinea</i>  | 8                              | 4.275                      |
| kokriki                      | Tento  | <i>Goupia glabra</i>   | 1                              | 251                        |
| Kopi                         | Cupiuba, Kabukalli, Kopi, Goupie                 | <i>Hymenolobium flavum</i>   | 0,03                           | 20                         |
| Maka-kabbes                  | Angelim, Angelim da mata                         | <i>Platonia insignis, Garcinia, Rheedia spp.</i>   | 11                             | 7.212                      |
| Pakuli/Geelhart              | Bacuri, Pakuri                                   | <i>Pseudopiptadenia suaveolens</i>   | 0,2                            | 75                         |
| Pikin-misiki                 | Timborana  | <i>Peltogyne venosa</i>  | 3                              | 1.209                      |
| Purperhart                   | Purpleheart, Amarante, Amaranth                  | <i>Eperua falcata, Eperua schomburgkiana</i>   | 0,2                            | 161                        |
| Walaba                       | Walaba, Wallaba                                  | <i>Vochysia tomentosa</i>  | 80                             | 55.674                     |
| Wana-kwari/Weti-kwari        | Quaruba, Iteballi                                |  | 0,04                           | 13                         |
| Watrakan/Awalapau, Alolapau  |  |  | 0,03                           | 20                         |
| Zwarte kabbes                | Sucupira, Tatabu                                 |  | 0,1                            | 28                         |
| Diversen                     |  |  | 26                             | 18.480                     |
| <b><u>Sub-totaal</u></b>     |  |  | <b>365</b>                     | <b>235.862</b>             |
| <b>Totaal</b>                |  |  | <b>550.790</b>                 | <b>69.849.012</b>          |

**TABEL 14.** HOUTEXPORT PER ASSORTIMENT EN PER KWARTAAL IN 2018

| Assortiment           | 1 <sup>e</sup> kwartaal        |                           | 2 <sup>e</sup> kwartaal        |                           | 3 <sup>e</sup> kwartaal        |                           | 4 <sup>e</sup> kwartaal        |                           | Totaal                         |                           |
|-----------------------|--------------------------------|---------------------------|--------------------------------|---------------------------|--------------------------------|---------------------------|--------------------------------|---------------------------|--------------------------------|---------------------------|
|                       | Volume<br>in<br>m <sup>3</sup> | FOB<br>Waarde<br>in US \$ | Volume<br>in<br>m <sup>3</sup> | FOB<br>Waarde<br>in US \$ | Volume<br>in<br>m <sup>3</sup> | FOB<br>Waarde<br>in US \$ | Volume<br>in<br>m <sup>3</sup> | FOB<br>Waarde<br>in US \$ | Volume<br>in<br>m <sup>3</sup> | FOB<br>Waarde<br>in US \$ |
| Rondhout              | 146.657                        | 17.549.652                | 149.230                        | 17.818.537                | 147.761                        | 17.929.603                | 88.219                         | 10.616.788                | 531.867                        | 63.914.580                |
| Palen                 | 605                            | 127.028                   | 838                            | 185.145                   | 247                            | 54.065                    | 358                            | 80.058                    | 2.048                          | 446.296                   |
| Letterhout<br>Triplex | 2                              | 4.025                     | 4                              | 13.684                    | 4                              | 13.788                    | 6                              | 17.575                    | 16                             | 49.072                    |
| Gezaagd hout          | 3.434                          | 1.087.404                 | 4.170                          | 1.281.974                 | 4.509                          | 1.443.856                 | 4.381                          | 1.389.968                 | 16.494                         | 5.203.202                 |
| Gereed product        | 15                             | 10.124                    | 50                             | 30.942                    | 163                            | 105.935                   | 137                            | 88.861                    | 365                            | 235.862                   |
| <b>Totaal</b>         | <b>150.713</b>                 | <b>18.778.233</b>         | <b>154.292</b>                 | <b>19.330.282</b>         | <b>152.684</b>                 | <b>19.547.247</b>         | <b>93.101</b>                  | <b>12.193.250</b>         | <b>550.790</b>                 | <b>69.849.012</b>         |

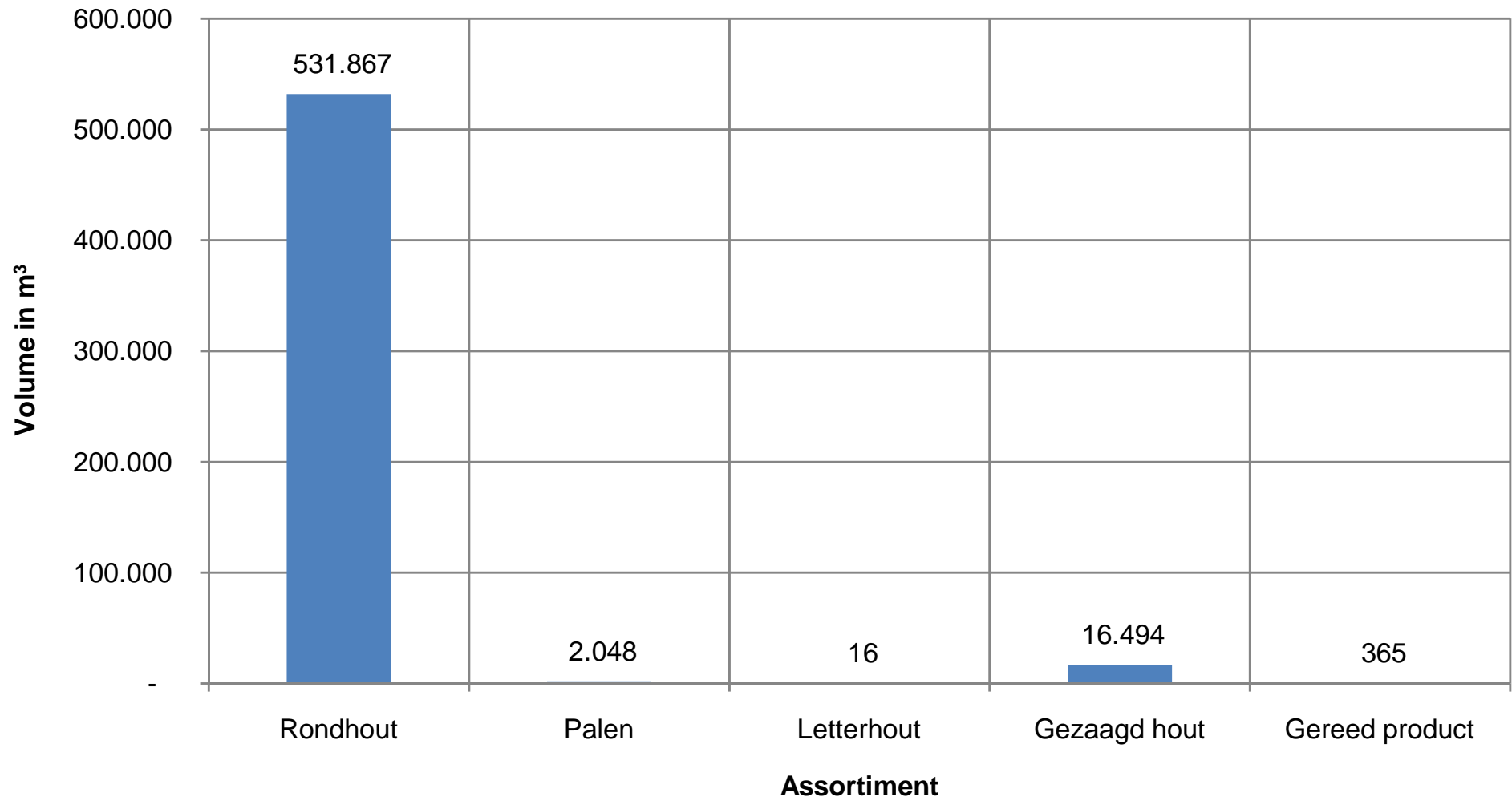
**Opmerking:** Vierk.bek.palen = Vierkant bekapte palen

Onder het assortiment gereed product vallen o.a.:

Deuren, Ramen, Kozijnen, Trapdelen, Meubels, Zaagsel, Houtskool, Bezem en Shingles



**FIGUUR 5. HOUTEXPORT VOLUME PER ASSORTIMENT IN 2018**



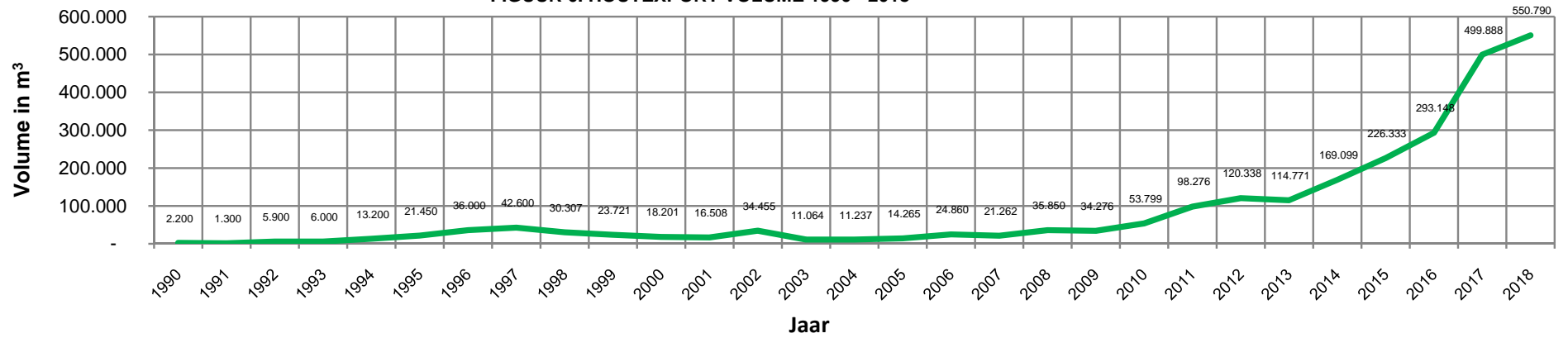
**TABEL 15.** EXPORT VAN HOUTEN SOUVENIRS EN GESCHENKZENDINGEN PER ASSORTIMENT EN PER LAND  
VAN BESTEMMING IN 2018

| Land   | Meubel     |                           | Keukengerei |                           | Houtmonster  |                           | Muziekinstrument |                           | Siervoorwerp |                           | Andere houtwaren |                           | Totaal       |                           |
|--|------------|---------------------------|-------------|---------------------------|--------------|---------------------------|------------------|---------------------------|--------------|---------------------------|------------------|---------------------------|--------------|---------------------------|
|  | in stuks   | FOB<br>Waarde<br>in US \$ | in stuks    | FOB<br>Waarde<br>in US \$ | in stuks     | FOB<br>Waarde<br>in US \$ | in stuks         | FOB<br>Waarde<br>in US \$ | in stuks     | FOB<br>Waarde<br>in US \$ | in stuks         | FOB<br>Waarde<br>in US \$ | in stuks     | FOB<br>Waarde<br>in US \$ |
| <b><i>Caraïbisch gebied</i></b>                | <b>3</b>   | <b>668</b>                |             |                           | <b>4</b>     | <b>7</b>                  | <b>1</b>         | <b>133</b>                | <b>15</b>    | <b>1.039</b>              | <b>7</b>         | <b>294</b>                | <b>30</b>    | <b>2.141</b>              |
| Aruba  |            |                           |             |                           |              |                           | 1                | 133                       | 1            | 17                        | 5                | 287                       | 7            | 437                       |
| Curaçao  | 1          | 3                         |             |                           |              |                           |                  |                           | 10           | 964                       | 2                | 7                         | 13           | 974                       |
| Sint Maarten                                   | 1          | 185                       |             |                           |              |                           |                  |                           |              |                           |                  |                           | 1            | 185                       |
| Sint Thomas (US Maagden eilanden)              |            |                           |             |                           | 4            | 7                         |                  |                           |              |                           |                  |                           | 4            | 7                         |
| Trinidad & Tobago                              | 1          | 480                       |             |                           |              |                           |                  |                           | 4            | 58                        |                  |                           | 5            | 538                       |
| <b><i>Zuid-Amerika</i></b>                     |            |                           |             |                           | <b>23</b>    | <b>13</b>                 |                  |                           | <b>5</b>     | <b>209</b>                |                  |                           | <b>28</b>    | <b>222</b>                |
| Colombia                                       |            |                           |             |                           | 23           | 13                        |                  |                           |              |                           |                  |                           | 23           | 13                        |
| Frans Guyana                                   |            |                           |             |                           |              |                           |                  |                           | 1            | 152                       |                  |                           | 1            | 152                       |
| Guyana   |            |                           |             |                           |              |                           |                  |                           | 3            | 7                         |                  |                           | 3            | 7                         |
| Peru   |            |                           |             |                           |              |                           |                  |                           | 1            | 50                        |                  |                           | 1            | 50                        |
| <b><i>Noord &amp; Centraal<br/>Amerika</i></b> | <b>3</b>   | <b>216</b>                | <b>1</b>    | <b>10</b>                 | <b>185</b>   | <b>399</b>                |                  |                           | <b>108</b>   | <b>169</b>                | <b>17</b>        | <b>313</b>                | <b>314</b>   | <b>1.107</b>              |
| Canada   | 1          | 93                        |             |                           | 36           | 91                        |                  |                           | 10           | 84                        |                  |                           | 47           | 268                       |
| Guatemala                                      |            |                           |             |                           | 18           | 5                         |                  |                           |              |                           |                  |                           | 18           | 5                         |
| USA  | 2          | 123                       | 1           | 10                        | 131          | 303                       |                  |                           | 98           | 85                        | 17               | 313                       | 249          | 834                       |
| <b><i>Europa</i></b>                           | <b>283</b> | <b>15.953</b>             | <b>78</b>   | <b>992</b>                | <b>785</b>   | <b>2.133</b>              | <b>62</b>        | <b>1.657</b>              | <b>256</b>   | <b>5.691</b>              | <b>350</b>       | <b>1.512</b>              | <b>1.814</b> | <b>27.938</b>             |
| België   | 18         | 1.010                     | 1           | 10                        | 1            | 0,20                      | 17               | 93                        | 5            | 92                        | 21               | 27                        | 63           | 1.232                     |
| Duitsland                                      |            |                           |             |                           | 66           | 67                        |                  |                           |              |                           |                  |                           | 66           | 67                        |
| Engeland                                       | 2          | 143                       |             |                           | 3            | 13                        |                  |                           | 1            | 73                        |                  |                           | 6            | 229                       |
| Frankrijk                                      |            |                           |             |                           |              |                           |                  |                           | 1            | 17                        |                  |                           | 1            | 17                        |
| Griekenland                                    |            |                           |             |                           | 5            | 8                         |                  |                           |              |                           |                  |                           | 5            | 8                         |
| Nederland                                      | 261        | 14.503                    | 77          | 982                       | 697          | 1.998                     | 39               | 1.532                     | 246          | 5.485                     | 327              | 1.465                     | 1.647        | 25.965                    |
| Oostenrijk                                     |            |                           |             |                           | 12           | 20                        |                  |                           |              |                           |                  |                           | 12           | 20                        |
| Poland   | 1          | 250                       |             |                           |              |                           |                  |                           |              |                           |                  |                           | 1            | 250                       |
| Rusland  |            |                           |             |                           | 1            | 27                        |                  |                           |              |                           |                  |                           | 1            | 27                        |
| Spanje   | 1          | 47                        |             |                           |              |                           | 6                | 32                        | 2            | 17                        |                  |                           | 9            | 96                        |
| Zwitserland                                    |            |                           |             |                           |              |                           |                  |                           | 1            | 7                         | 2                | 20                        | 3            | 27                        |
| <b><i>Azië</i></b>                             | <b>6</b>   | <b>80</b>                 | <b>18</b>   | <b>252</b>                | <b>524</b>   | <b>1.242</b>              |                  |                           | <b>10</b>    | <b>1.181</b>              | <b>225</b>       | <b>1.500</b>              | <b>783</b>   | <b>4.255</b>              |
| Bangladesh                                     |            |                           |             |                           |              |                           |                  |                           |              |                           | 2                | 27                        | 2            | 27                        |
| China  |            |                           |             |                           | 316          | 975                       |                  |                           | 6            | 1.101                     | 204              | 1.257                     | 526          | 3.333                     |
| India  |            |                           | 1           | 12                        | 94           | 136                       |                  |                           |              |                           |                  |                           | 95           | 148                       |
| Indonesië                                      |            |                           |             |                           | 22           | 8                         |                  |                           |              |                           |                  |                           | 22           | 8                         |
| Japan  |            |                           |             |                           | 23           | 29                        |                  |                           |              |                           |                  |                           | 23           | 29                        |
| Koewiet  |            |                           |             |                           |              |                           |                  |                           |              |                           | 14               | 133                       | 14           | 133                       |
| Maleisië                                       |            |                           |             |                           | 4            | 1                         |                  |                           |              |                           |                  |                           | 4            | 1                         |
| Pakistan                                       |            |                           |             |                           | 4            | 9                         |                  |                           |              |                           |                  |                           | 4            | 9                         |
| Singapore                                      |            |                           |             |                           | 14           | 37                        |                  |                           |              |                           |                  |                           | 14           | 37                        |
| Taiwan   |            |                           |             |                           | 2            | 1                         |                  |                           |              |                           | 5                | 83                        | 7            | 84                        |
| Verenigde Arabische Emiraten                   | 6          | 80                        | 17          | 240                       | 17           | 20                        |                  |                           | 4            | 80                        |                  |                           | 44           | 420                       |
| Vietnam  |            |                           |             |                           | 27           | 25                        |                  |                           |              |                           |                  |                           | 27           | 25                        |
| Zuid-Korea                                     |            |                           |             |                           | 1            | 1                         |                  |                           |              |                           |                  |                           | 1            | 1                         |
| <b><i>Afrika</i></b>                           |            |                           |             |                           |              |                           |                  |                           |              |                           | <b>1</b>         | <b>40</b>                 | <b>1</b>     | <b>40</b>                 |
| Mozambique                                     |            |                           |             |                           |              |                           |                  |                           |              |                           | 1                | 40                        | 1            | 40                        |
| <b>Totaal</b>                                  | <b>295</b> | <b>16.917</b>             | <b>97</b>   | <b>1.254</b>              | <b>1.521</b> | <b>3.794</b>              | <b>63</b>        | <b>1.790</b>              | <b>394</b>   | <b>8.289</b>              | <b>600</b>       | <b>3.659</b>              | <b>2.970</b> | <b>35.703</b>             |

**TABEL 16.** OVERZICHT VAN HOUTEXPORT PER ASSORTIMENT VAN 1990 TOT EN MET 2018

| Jaar | Rondhout                    |                        | Palen                       |                        | Letterhout                  |                        | Triplex                     |                        | Gezaagd hout                |                        | Gereed product              |                        | Totaal                      |                        |
|------|-----------------------------|------------------------|-----------------------------|------------------------|-----------------------------|------------------------|-----------------------------|------------------------|-----------------------------|------------------------|-----------------------------|------------------------|-----------------------------|------------------------|
|      | Volume<br>in m <sup>3</sup> | FOB waarde<br>in US \$ | Volume<br>in m <sup>3</sup> | FOB waarde<br>in US \$ | Volume<br>in m <sup>3</sup> | FOB waarde<br>in US \$ | Volume<br>in m <sup>3</sup> | FOB waarde<br>in US \$ | Volume<br>in m <sup>3</sup> | FOB waarde<br>in US \$ | Volume<br>in m <sup>3</sup> | FOB waarde<br>in US \$ | Volume<br>in m <sup>3</sup> | FOB waarde<br>in US \$ |
| 1990 |                             |                        | 400                         | 69.000                 |                             |                        | 1.600                       | 558.000                | 200                         | 49.000                 |                             |                        | 2.200                       | 676.000                |
| 1991 |                             |                        |                             |                        |                             |                        | 1.000                       | 359.000                | 300                         | 103.000                |                             |                        | 1.300                       | 462.000                |
| 1992 | 1.700                       | 210.000                | 1.900                       | 388.000                |                             |                        | 1.800                       | 754.000                | 500                         | 147.000                |                             |                        | 5.900                       | 1.499.000              |
| 1993 | 1.200                       | 128.000                | 1.600                       | 150.000                |                             |                        | 2.300                       | 1.336.000              | 900                         | 211.000                |                             |                        | 6.000                       | 1.825.000              |
| 1994 | 6.890                       | 773.000                | 1.010                       | 111.000                |                             |                        | 3.800                       | 844.000                | 1.500                       | 222.600                |                             |                        | 13.200                      | 1.950.600              |
| 1995 | 13.000                      | 760.000                | 1.250                       | 107.000                |                             |                        | 3.900                       | 1.501.000              | 3.300                       | 396.000                |                             |                        | 21.450                      | 2.764.000              |
| 1996 | 24.000                      | 2.783.000              | 3.000                       | 549.000                |                             |                        | 5.700                       | 1.387.000              | 3.300                       | 924.000                |                             |                        | 36.000                      | 5.643.000              |
| 1997 | 29.000                      | 2.341.000              | 2.000                       | 328.000                |                             |                        | 4.900                       | 1.784.000              | 6.700                       | 1.626.000              |                             |                        | 42.600                      | 6.079.000              |
| 1998 | 21.000                      | 1.647.000              | 1.000                       | 200.000                | 7                           | 19.000                 | 2.900                       | 1.178.000              | 5.400                       | 1.332.000              |                             |                        | 30.307                      | 4.376.000              |
| 1999 | 16.000                      | 1.417.000              | 1.300                       | 252.000                | 21                          | 48.800                 | 2.200                       | 710.000                | 4.200                       | 822.000                |                             |                        | 23.721                      | 3.249.800              |
| 2000 | 9.200                       | 1.086.000              | 900                         | 156.000                | 21                          | 53.800                 | 680                         | 188.000                | 7.400                       | 1.812.000              |                             |                        | 18.201                      | 3.295.800              |
| 2001 | 5.600                       | 664.900                | 2.400                       | 426.200                | 18                          | 63.500                 | 290                         | 80.300                 | 8.200                       | 2.285.600              |                             |                        | 16.508                      | 3.520.500              |
| 2002 | 22.800                      | 2.630.000              | 3.100                       | 525.600                | 23                          | 78.300                 | 132                         | 34.100                 | 8.400                       | 2.137.000              |                             |                        | 34.455                      | 5.405.000              |
| 2003 | 1.130                       | 134.800                | 2.100                       | 359.900                | 23                          | 69.400                 | 111                         | 29.000                 | 7.700                       | 1.895.000              |                             |                        | 11.064                      | 2.488.100              |
| 2004 | 4.800                       | 560.000                | 1.400                       | 250.000                | 37                          | 125.500                |                             |                        | 5.000                       | 1.404.000              |                             |                        | 11.237                      | 2.339.500              |
| 2005 | 7.200                       | 866.000                | 2.300                       | 516.000                | 65                          | 143.100                |                             |                        | 4.700                       | 1.411.000              |                             |                        | 14.265                      | 2.936.100              |
| 2006 | 16.800                      | 2.051.000              | 1.800                       | 386.000                | 60                          | 181.100                |                             |                        | 6.200                       | 1.936.000              |                             |                        | 24.860                      | 4.554.100              |
| 2007 | 9.900                       | 1.233.000              | 2.600                       | 556.000                | 362                         | 1.082.100              |                             |                        | 8.400                       | 2.086.000              |                             |                        | 21.262                      | 4.957.100              |
| 2008 | 26.500                      | 2.097.000              | 2.100                       | 479.000                | 350                         | 1.059.000              |                             |                        | 6.900                       | 1.907.900              |                             |                        | 35.850                      | 5.542.900              |
| 2009 | 28.700                      | 3.354.000              | 1.200                       | 261.000                | 76                          | 213.600                |                             |                        | 4.300                       | 1.351.700              |                             |                        | 34.276                      | 5.180.300              |
| 2010 | 47.000                      | 5.704.000              | 1.300                       | 291.000                | 99                          | 391.000                |                             |                        | 5.400                       | 1.914.000              |                             |                        | 53.799                      | 8.300.000              |
| 2011 | 89.900                      | 10.814.000             | 1.600                       | 331.000                | 268                         | 817.000                |                             |                        | 6.200                       | 2.102.000              | 308                         | 196.200                | 98.276                      | 14.260.200             |
| 2012 | 107.800                     | 12.928.000             | 900                         | 302.000                | 427                         | 1.438.000              |                             |                        | 11.100                      | 3.570.000              | 111                         | 77.100                 | 120.338                     | 18.315.100             |
| 2013 | 94.600                      | 11.314.000             | 1.100                       | 248.000                | 453                         | 1.248.000              |                             |                        | 18.400                      | 6.156.000              | 218                         | 140.200                | 114.771                     | 19.106.200             |
| 2014 | 144.400                     | 17.272.000             | 1.900                       | 441.000                | 1.127                       | 3.314.000              | 27                          | 6.700                  | 21.100                      | 6.802.000              | 545                         | 141.000                | 169.099                     | 27.976.700             |
| 2015 | 204.800                     | 24.449.000             | 1.300                       | 279.000                | 297                         | 929.000                | 15                          | 4.100                  | 19.800                      | 6.401.000              | 121                         | 55.200                 | 226.333                     | 32.117.300             |
| 2016 | 265.200                     | 31.751.000             | 1.500                       | 343.000                | 115                         | 359.400                |                             |                        | 25.600                      | 7.954.000              | 733                         | 121.300                | 293.148                     | 40.528.700             |
| 2017 | 481.600                     | 57.651.000             | 800                         | 187.000                | 141                         | 439.700                |                             |                        | 16.200                      | 4.972.000              | 1.147                       | 370.900                | 499.888                     | 63.620.600             |
| 2018 | 531.800                     | 63.914.000             | 2.000                       | 446.000                | 16                          | 49.000                 |                             |                        | 16.500                      | 5.203.000              | 365                         | 236.000                | 550.681                     | 69.848.000             |

FIGUUR 6. HOUTEXPORT VOLUME 1990 - 2018



**TABEL 17.** IMPORT VAN HOUTPRODUCTEN PER ASSORTIMENT EN PER LAND VAN HERKOMST IN 2018

| Land   | Gezaagd hout        |                           | Houtskool           |                           | Spaanplaat          |                           | Vezelplaat          |                           | Triplex             |                           | Totaal              |                           |
|--|---------------------|---------------------------|---------------------|---------------------------|---------------------|---------------------------|---------------------|---------------------------|---------------------|---------------------------|---------------------|---------------------------|
|  | Gewicht<br>in<br>kg | CIF<br>Waarde<br>in US \$ | Gewicht<br>in<br>kg | CIF<br>Waarde<br>in US \$ | Gewicht<br>in<br>kg | CIF<br>Waarde<br>in US \$ | Gewicht<br>in<br>kg | CIF<br>Waarde<br>in US \$ | Gewicht<br>in<br>kg | CIF<br>Waarde<br>in US \$ | Gewicht<br>in<br>kg | CIF<br>Waarde<br>in US \$ |
| <b><i>Caraïbisch gebied</i></b>                |                     |                           | <b>138</b>          | <b>59</b>                 |                     |                           |                     |                           |                     |                           | <b>138</b>          | <b>59</b>                 |
| Turks & Caicos Eilanden                        |                     |                           | 138                 | 59                        |                     |                           |                     |                           |                     |                           | 138                 | 59                        |
| <b><i>Zuid -Amerika</i></b>                    | <b>50.082</b>       | <b>53.550</b>             | <b>2.390</b>        | <b>143</b>                |                     |                           | <b>814.872</b>      | <b>342.563</b>            |                     |                           | <b>867.344</b>      | <b>396.256</b>            |
| Brazilië                                       | 49.182              | 52.422                    | 2.390               | 143                       |                     |                           | 649.203             | 230.202                   |                     |                           | 700.775             | 282.767                   |
| Chili  |                     |                           |                     |                           |                     |                           | 25.000              | 7.586                     |                     |                           | 25.000              | 7.586                     |
| Colombia                                       |                     |                           |                     |                           |                     |                           | 140.669             | 104.775                   |                     |                           | 140.669             | 104.775                   |
| Guyana   | 900                 | 1.128                     |                     |                           |                     |                           |                     |                           |                     |                           | 900                 | 1.128                     |
| <b><i>Noord &amp; Centraal<br/>Amerika</i></b> |                     |                           | <b>12.258</b>       | <b>11.466</b>             | <b>21.397</b>       | <b>16.850</b>             | <b>10.500</b>       | <b>4.675</b>              | <b>80.614</b>       | <b>84.446</b>             | <b>124.769</b>      | <b>117.437</b>            |
| USA  |                     |                           | 12.258              | 11.466                    | 21.397              | 16.850                    | 10.500              | 4.675                     | 80.614              | 84.446                    | 124.769             | 117.437                   |
| <b><i>Europa</i></b>                           | <b>18.639</b>       | <b>16.288</b>             | <b>2.064</b>        | <b>2.694</b>              | <b>419.387</b>      | <b>315.633</b>            | <b>823.956</b>      | <b>693.101</b>            | <b>1.893</b>        | <b>13.326</b>             | <b>1.265.939</b>    | <b>1.041.042</b>          |
| België   |                     |                           |                     |                           | 62.816              | 66.733                    | 116.395             | 111.160                   |                     |                           | 179.211             | 177.893                   |
| Duitsland                                      |                     |                           |                     |                           |                     |                           | 1.749               | 11.305                    |                     |                           | 1.749               | 11.305                    |
| Nederland                                      | 18.639              | 16.288                    | 2.064               | 2.694                     | 51.514              | 55.711                    | 136.643             | 141.868                   | 1.893               | 13.326                    | 210.753             | 229.887                   |
| Oostenrijk                                     |                     |                           |                     |                           |                     |                           | 176.477             | 160.701                   |                     |                           | 176.477             | 160.701                   |
| Polen  |                     |                           |                     |                           |                     |                           | 19.960              | 9.312                     |                     |                           | 19.960              | 9.312                     |
| Portugal                                       |                     |                           |                     |                           | 305.057             | 193.189                   | 372.732             | 258.755                   |                     |                           | 677.789             | 451.944                   |
| <b><i>Azië</i></b>                             |                     |                           | <b>200</b>          | <b>337</b>                | <b>90.233</b>       | <b>45.054</b>             | <b>830.406</b>      | <b>393.863</b>            | <b>2.542.099</b>    | <b>1.150.651</b>          | <b>3.462.938</b>    | <b>1.589.905</b>          |
| China  |                     |                           | 200                 | 337                       | 89.292              | 44.355                    | 830.406             | 393.863                   | 2.458.008           | 1.111.063                 | 3.377.906           | 1.549.618                 |
| Hong Kong                                      |                     |                           |                     |                           | 941                 | 699                       |                     |                           | 81.057              | 34.929                    | 81.998              | 35.628                    |
| Maleisië                                       |                     |                           |                     |                           |                     |                           |                     |                           | 3.000               | 4.392                     | 3.000               | 4.392                     |
| Taiwan   |                     |                           |                     |                           |                     |                           |                     |                           | 34                  | 267                       | 34                  | 267                       |
| <b>Totaal</b>                                  | <b>68.721</b>       | <b>69.838</b>             | <b>17.050</b>       | <b>14.699</b>             | <b>531.017</b>      | <b>377.537</b>            | <b>2.479.734</b>    | <b>1.434.202</b>          | <b>2.624.606</b>    | <b>1.248.423</b>          | <b>5.721.128</b>    | <b>3.144.699</b>          |

**TABEL 18. IMPORT VAN HOUTEN PRODUCTEN PER ASSORTIMENT EN PER LAND VAN HERKOMST IN 2018**

| Land   | Prefab-woning       |                           | Meubel              |                           | Schrijn- en Timmerwerk |                           | Tafel- en keukengerei |                           | Siervoorwerp        |                           | Andere houtwaren    |                           | Totaal              |                           |
|--|---------------------|---------------------------|---------------------|---------------------------|------------------------|---------------------------|-----------------------|---------------------------|---------------------|---------------------------|---------------------|---------------------------|---------------------|---------------------------|
|  | Gewicht<br>in<br>kg | CIF<br>Waarde<br>in US \$ | Gewicht<br>in<br>kg | CIF<br>Waarde<br>in US \$ | Gewicht<br>in<br>kg    | CIF<br>Waarde<br>in US \$ | Gewicht<br>in<br>kg   | CIF<br>Waarde<br>in US \$ | Gewicht<br>in<br>kg | CIF<br>Waarde<br>in US \$ | Gewicht<br>in<br>kg | CIF<br>Waarde<br>in US \$ | Gewicht<br>in<br>kg | CIF<br>Waarde<br>in US \$ |
| <b><i>Caraïbisch gebied</i></b>                |                     |                           | <b>15.276</b>       | <b>69.599</b>             | <b>2.721</b>           | <b>9.274</b>              | <b>5</b>              | <b>462</b>                |                     |                           | <b>127</b>          | <b>1.064</b>              | <b>18.129</b>       | <b>80.399</b>             |
| Britse Maagden Eilanden                        |                     |                           | 2.800               | 9.339                     |                        |                           |                       |                           |                     |                           |                     |                           | 2.800               | 9.339                     |
| Dominicaanse Republiek                         |                     |                           | 435                 | 3.505                     |                        |                           |                       |                           |                     |                           | 120                 | 956                       | 555                 | 4.461                     |
| Nederlandse Antillen                           |                     |                           | 2.602               | 3.003                     | 676                    | 1.172                     | 5                     | 462                       |                     |                           |                     |                           | 3.283               | 4.637                     |
| Trinidad & Tobago                              |                     |                           | 9.439               | 53.752                    | 2.045                  | 8.102                     |                       |                           |                     |                           | 7                   | 108                       | 11.491              | 61.962                    |
| <b><i>Zuid-Amerika</i></b>                     |                     |                           | <b>524.246</b>      | <b>322.661</b>            | <b>331.316</b>         | <b>289.104</b>            |                       |                           |                     |                           | <b>430</b>          | <b>736</b>                | <b>855.992</b>      | <b>612.501</b>            |
| Brazilië                                       |                     |                           | 500.061             | 318.488                   | 331.316                | 289.104                   |                       |                           |                     |                           | 230                 | 650                       | 831.607             | 608.242                   |
| Guyana   |                     |                           | 24135               | 3856                      |                        |                           |                       |                           |                     |                           |                     |                           | 24.135              | 3.856                     |
| Venezuela                                      |                     |                           | 50                  | 317                       |                        |                           |                       |                           |                     |                           | 200                 | 86                        | 250                 | 403                       |
| <b><i>Noord &amp; Centraal<br/>Amerika</i></b> |                     |                           | <b>145.695</b>      | <b>536.183</b>            | <b>688</b>             | <b>9.091</b>              | <b>1.651</b>          | <b>4.483</b>              | <b>579</b>          | <b>3.479</b>              | <b>3.786</b>        | <b>20.362</b>             | <b>152.399</b>      | <b>573.598</b>            |
| Canada   |                     |                           | 13.985              | 10.237                    |                        |                           |                       |                           |                     |                           |                     |                           | 13.985              | 10.237                    |
| Panama   |                     |                           | 33.552              | 91.281                    | 82                     | 113                       | 449                   | 905                       |                     |                           | 1.860               | 13.476                    | 35.943              | 105.775                   |
| USA  |                     |                           | 98.158              | 434.665                   | 606                    | 8.978                     | 1.202                 | 3.578                     | 579                 | 3.479                     | 1.926               | 6.886                     | 102.471             | 457.586                   |
| <b><i>Europa</i></b>                           |                     |                           | <b>371.361</b>      | <b>922.585</b>            | <b>16.755</b>          | <b>30.868</b>             | <b>188</b>            | <b>685</b>                | <b>484</b>          | <b>1.047</b>              | <b>18.533</b>       | <b>93.473</b>             | <b>407.321</b>      | <b>1.048.658</b>          |
| België   |                     |                           | 44                  | 194                       |                        |                           |                       |                           |                     |                           | 13                  | 189                       | 57                  | 383                       |
| Duitsland                                      |                     |                           | 8702                | 51274                     |                        |                           | 40                    | 112                       | 220                 | 822                       | 305                 | 1.372                     | 9.267               | 53.580                    |
| Frankrijk                                      |                     |                           | 6                   | 391                       |                        |                           |                       |                           |                     |                           |                     |                           | 6                   | 391                       |
| Italië   |                     |                           | 91.300              | 587.360                   |                        |                           |                       |                           |                     |                           |                     |                           | 91.300              | 587.360                   |
| Nederland                                      |                     |                           | 264.147             | 265.851                   | 16.755                 | 30.868                    | 148                   | 573                       | 264                 | 225                       | 17.970              | 91.607                    | 299.284             | 389.124                   |
| Polen  |                     |                           |                     |                           |                        |                           |                       |                           |                     |                           | 245                 | 305                       | 245                 | 305                       |
| Spanje   |                     |                           | 5.200               | 16.933                    |                        |                           |                       |                           |                     |                           |                     |                           | 5.200               | 16.933                    |
| Tsjechische Republiek                          |                     |                           | 1.962               | 582                       |                        |                           |                       |                           |                     |                           |                     |                           | 1.962               | 582                       |
| <b><i>Azië</i></b>                             |                     |                           | <b>968.009</b>      | <b>1.085.989</b>          | <b>95.897</b>          | <b>71.481</b>             | <b>13.193</b>         | <b>19.121</b>             | <b>3.806</b>        | <b>4.730</b>              | <b>117.506</b>      | <b>87.034</b>             | <b>1.198.411</b>    | <b>1.268.355</b>          |
| China  |                     |                           | 625.952             | 621.425                   | 95.064                 | 70.415                    | 11.564                | 13.817                    | 2.563               | 2.512                     | 107.247             | 79.595                    | 842.390             | 787.764                   |
| Hong Kong                                      |                     |                           | 160.492             | 217.198                   | 833                    | 1.066                     | 458                   | 1.510                     |                     |                           | 6.168               | 5.009                     | 167.951             | 224.783                   |
| India  |                     |                           |                     |                           |                        |                           |                       |                           |                     |                           | 1.569               | 1.707                     | 1.569               | 1.707                     |
| Indonesië                                      |                     |                           | 21.754              | 42.609                    |                        |                           |                       |                           | 1.023               | 103                       | 2.522               | 723                       | 25.299              | 43.435                    |
| Japan  |                     |                           |                     |                           |                        |                           | 618                   | 1.245                     |                     |                           |                     |                           | 618                 | 1.245                     |
| Maleisië                                       |                     |                           | 80.810              | 77.448                    |                        |                           |                       |                           | 220                 | 2.115                     |                     |                           | 81.030              | 79.563                    |
| Singapore                                      |                     |                           | 16.164              | 49.787                    |                        |                           |                       |                           |                     |                           |                     |                           | 16.164              | 49.787                    |
| Thailand                                       |                     |                           | 25.370              | 11.917                    |                        |                           | 513                   | 2.449                     |                     |                           |                     |                           | 25.883              | 14.366                    |
| Taiwan   |                     |                           | 4.342               | 5.920                     |                        |                           |                       |                           |                     |                           |                     |                           | 4.342               | 5.920                     |
| Turkije  |                     |                           | 32.935              | 59.628                    |                        |                           | 40                    | 100                       |                     |                           |                     |                           | 32.975              | 59.728                    |
| Zuid-Korea                                     |                     |                           | 190                 | 57                        |                        |                           |                       |                           |                     |                           |                     |                           | 190                 | 57                        |
| <b><i>Afrika</i></b>                           |                     |                           | <b>9.665</b>        | <b>115.575</b>            |                        |                           |                       |                           |                     |                           |                     |                           | <b>9.665</b>        | <b>115.575</b>            |
| Zuid-Afrika                                    |                     |                           | 9.665               | 115.575                   |                        |                           |                       |                           |                     |                           |                     |                           | 9.665               | 115.575                   |
| <b>Totaal</b>                                  |                     |                           | <b>2.034.252</b>    | <b>3.052.592</b>          | <b>447.377</b>         | <b>409.818</b>            | <b>15.037</b>         | <b>24.751</b>             | <b>4.869</b>        | <b>9.256</b>              | <b>140.382</b>      | <b>202.669</b>            | <b>2.641.917</b>    | <b>3.699.086</b>          |

**TABEL 19.** IMPORT VAN ONBEWERKT PAPIER EN KARTON PER ASSORTIMENT EN PER LAND VAN HERKOMST IN 2018

| Land   | Couranten<br>Papier |                           | Grafisch<br>Papier  |                           | Papier t.b.v.<br>huishoudelijke<br>doeleinden |                           | Papier en karton<br>voor<br>verpakking |                           | Overige papier<br>en karton |                           | Totaal              |                           |
|--|---------------------|---------------------------|---------------------|---------------------------|---|---------------------------|--|---------------------------|-----------------------------|---------------------------|---------------------|---------------------------|
|  | Gewicht<br>in<br>kg | CIF<br>Waarde<br>in US \$ | Gewicht<br>in<br>kg | CIF<br>Waarde<br>in US \$ | Gewicht<br>in<br>kg                           | CIF<br>Waarde<br>in US \$ | Gewicht<br>in<br>kg                    | CIF<br>Waarde<br>in US \$ | Gewicht<br>in<br>kg         | CIF<br>Waarde<br>in US \$ | Gewicht<br>in<br>kg | CIF<br>Waarde<br>in US \$ |
| <b><i>Caraïbisch gebied</i></b>                |                     |                           | <b>38.497</b>       | <b>50.298</b>             | <b>190.116</b>                                | <b>254.507</b>            |  |                           |                             |                           | <b>228.613</b>      | <b>304.805</b>            |
| Jamaica  |                     |                           | 4.450               | 6.126                     |   |                           |  |                           |                             |                           | 4.450               | 6.126                     |
| Nederlandse Antillen                           |                     |                           | 8                   | 613                       |   |                           |  |                           |                             |                           | 8                   | 613                       |
| Trinidad & Tobago                              |                     |                           | 34.039              | 43.559                    | 190.116                                       | 254.507                   |  |                           |                             |                           | 224.155             | 298.066                   |
| <b><i>Zuid -Amerika</i></b>                    |                     |                           | <b>183.603</b>      | <b>143.900</b>            | <b>2</b>                                      | <b>6</b>                  |  |                           |                             |                           | <b>183.605</b>      | <b>143.906</b>            |
| Brazilië                                       |                     |                           | 160.841             | 131.862                   |   |                           |  |                           |                             |                           | 160.841             | 131.862                   |
| Colombia                                       |                     |                           | 22.762              | 12.038                    | 2   | 6                         |  |                           |                             |                           | 22.764              | 12.044                    |
| <b><i>Noord &amp; Centraal<br/>Amerika</i></b> | <b>1.214.103</b>    | <b>972.286</b>            | <b>106.391</b>      | <b>159.443</b>            | <b>2.128</b>                                  | <b>3.719</b>              | <b>3.679</b>                           | <b>9.981</b>              |                             |                           | <b>1.326.301</b>    | <b>1.145.429</b>          |
| Canada   | 253.933             | 211.784                   | 1                   | 28                        |   |                           |  |                           |                             |                           | 253.934             | 211.812                   |
| Panama   |                     |                           | 17                  | 120                       |   |                           |  |                           |                             |                           | 17                  | 120                       |
| USA  | 960.170             | 760.502                   | 106.373             | 159.295                   | 2.128   | 3.719                     | 3.679                                  | 9.981                     |                             |                           | 1.072.350           | 933.497                   |
| <b><i>Europa</i></b>                           | <b>0</b>            | <b>0</b>                  | <b>300.660</b>      | <b>354.645</b>            | <b>2.334</b>                                  | <b>4.259</b>              | <b>288</b>                             | <b>951</b>                |                             |                           | <b>303.282</b>      | <b>359.855</b>            |
| Duitsland                                      |                     |                           | 48.682              | 56.506                    | 773   | 2.156                     |  |                           |                             |                           | 49.455              | 58.662                    |
| Grekenland                                     |                     |                           | 2.600               | 2.660                     |   |                           |  |                           |                             |                           | 2.600               | 2.660                     |
| Italië   |                     |                           | 200                 | 1.336                     |   |                           |  |                           |                             |                           | 200                 | 1.336                     |
| Nederland                                      |                     |                           | 189.519             | 244.600                   | 561   | 1.721                     | 288                                    | 951                       |                             |                           | 190.368             | 247.272                   |
| Oostenrijk                                     |                     |                           | 15.597              | 6.793                     |   |                           |  |                           |                             |                           | 15.597              | 6.793                     |
| Portugal                                       |                     |                           | 39.000              | 11.007                    |   |                           |  |                           |                             |                           | 39.000              | 11.007                    |
| Spanje   |                     |                           | 5.062               | 31.743                    | 1.000   | 382                       |  |                           |                             |                           | 6.062               | 32.125                    |
| <b><i>Azië</i></b>                             | <b>16.750</b>       | <b>21.020</b>             | <b>270.220</b>      | <b>221.132</b>            | <b>2.297.453</b>                              | <b>2.555.066</b>          | <b>6.674</b>                           | <b>15.855</b>             |                             |                           | <b>2.591.097</b>    | <b>2.813.073</b>          |
| China  | 16.750              | 21.020                    | 63.491              | 63.793                    | 1.994.606                                     | 2.182.844                 |  |                           |                             |                           | 2.074.847           | 2.267.657                 |
| Hong Kong                                      |                     |                           | 1.058               | 724                       | 84.008  | 76.023                    |  |                           |                             |                           | 85.066              | 76.747                    |
| India  |                     |                           | 39.926              | 19.748                    |   |                           | 285                                    | 645                       |                             |                           | 40.211              | 20.393                    |
| Indonesië                                      |                     |                           | 128.334             | 91.843                    | 138.805                                       | 192.523                   | 6.389                                  | 15.210                    |                             |                           | 273.528             | 299.576                   |
| Maleisië                                       |                     |                           | 50                  | 800                       |   |                           |  |                           |                             |                           | 50                  | 800                       |
| Singapore                                      |                     |                           |                     |                           | 80.034  | 103.676                   |  |                           |                             |                           | 80.034              | 103.676                   |
| Taiwan   |                     |                           | 20                  | 69                        |   |                           |  |                           |                             |                           | 20                  | 69                        |
| Thailand                                       |                     |                           | 37.338              | 43.991                    |   |                           |  |                           |                             |                           | 37.338              | 43.991                    |
| Zuid-Korea                                     |                     |                           | 3                   | 164                       |   |                           |  |                           |                             |                           | 3                   | 164                       |
| <b>Totaal</b>                                  | <b>1.230.853</b>    | <b>993.306</b>            | <b>899.371</b>      | <b>929.418</b>            | <b>2.492.033</b>                              | <b>2.817.557</b>          | <b>10.641</b>                          | <b>26.787</b>             |                             |                           | <b>4.632.898</b>    | <b>4.767.068</b>          |

**TABEL 20. IMPORT VAN VERWERKT PAPIER EN KARTON PER ASSORTIMENT EN PER LAND VAN HERKOMST IN 2018**

| Land                                | Doorslag en offset papier |                     | Papier t.b.v. sanitair en huishoudelijk gebruik |                     | Verpakkings materiaal van papier en karton |                     | Kantoor drukwerk |                     | Overig Papier |                     | Totaal           |                     |
|-------------------------------------|---------------------------|---------------------|---|---------------------|--|---------------------|------------------|---------------------|---------------|---------------------|------------------|---------------------|
|                                     | Gewicht in kg             | CIF Waarde in US \$ | Gewicht in kg                                   | CIF Waarde in US \$ | Gewicht in kg                              | CIF Waarde in US \$ | Gewicht in kg    | CIF Waarde in US \$ | Gewicht in kg | CIF Waarde in US \$ | Gewicht in kg    | CIF Waarde in US \$ |
| <b>Carabisch gebied</b>             |                           |                     | <b>179.439</b>                                  | <b>502.637</b>      | <b>795.331</b>                             | <b>1.617.304</b>    | <b>222.473</b>   | <b>369.996</b>      | <b>2.302</b>  | <b>6.435</b>        | <b>1.199.545</b> | <b>2.496.372</b>    |
| Nederlandse Antillen                |                           |                     | 6.797   | 58.687              | 2  | 8                   | 487              | 4.534               |               |                     | 7.286            | 63.229              |
| Barbados                            |                           |                     |   |                     |  |                     | 30               | 615                 | 6             | 1.426               | 36               | 2.041               |
| Dominicaanse Republiek              |                           |                     |   |                     | 189.642                                    | 326.228             | 5                | 12                  |               |                     | 189.647          | 326.240             |
| Grenada                             |                           |                     | 28.000  | 70.485              |  |                     |                  |                     |               |                     | 28.000           | 70.485              |
| Jamaica                             |                           |                     |   |                     |  |                     |                  |                     | 80            | 64                  | 80               | 64                  |
| Saint Lucia                         |                           |                     |   |                     | 77.582                                     | 155.049             |                  |                     |               |                     | 77.582           | 155.049             |
| Saint Vincent                       |                           |                     |   |                     | 33.516                                     | 87.689              |                  |                     |               |                     | 33.516           | 87.689              |
| Trinidad and Tobago                 |                           |                     | 144.642   | 373.465             | 494.589                                    | 1.048.330           | 221.951          | 364.835             | 2.216         | 4.945               | 863.398          | 1.791.575           |
| <b>Zuid -Amerika</b>                |                           |                     | <b>119.785</b>                                  | <b>649.958</b>      | <b>1.194.464</b>                           | <b>1.909.148</b>    | <b>541</b>       | <b>1.496</b>        | <b>5</b>      | <b>17</b>           | <b>1.314.795</b> | <b>2.560.619</b>    |
| Brazilië                            |                           |                     | 7.662   | 24.270              | 146.920                                    | 211.598             | 504              | 511                 |               |                     | 155.086          | 236.379             |
| Chili                               |                           |                     |   |                     | 83.607                                     | 118.101             |                  |                     |               |                     | 83.607           | 118.101             |
| Colombia                            |                           |                     | 110.463   | 618.636             |  |                     |                  |                     |               |                     | 110.463          | 618.636             |
| Guyana                              |                           |                     | 1.660   | 7.052               | 961.728                                    | 1.568.052           | 37               | 985                 | 5             | 17                  | 963.430          | 1.576.106           |
| Peru                                |                           |                     |   |                     | 2.209                                      | 11.397              |                  |                     |               |                     | 2.209            | 11.397              |
| <b>Noord &amp; Centraal Amerika</b> |                           |                     | <b>346.103</b>                                  | <b>1.288.828</b>    | <b>3.317.487</b>                           | <b>4.578.899</b>    | <b>9.379</b>     | <b>57.429</b>       | <b>4.190</b>  | <b>16.162</b>       | <b>3.677.159</b> | <b>5.941.318</b>    |
| Belize                              |                           |                     | 7.998   | 14.211              |  |                     |                  |                     |               |                     | 7.998            | 14.211              |
| Canada                              |                           |                     |   |                     | 3  | 108                 | 19               | 208                 | 3             | 220                 | 25               | 536                 |
| Costa Rica                          |                           |                     | 1.091   | 4.154               | 110.188                                    | 206.833             |                  |                     |               |                     | 111.279          | 210.987             |
| Mexico                              |                           |                     | 78.051  | 273.795             | 7.828                                      | 25.348              | 22               | 347                 |               |                     | 85.901           | 299.490             |
| Panama                              |                           |                     | 1.531   | 1.566               | 3.075.636                                  | 3.986.110           | 1.800            | 8.870               | 100           | 75                  | 3.079.067        | 3.996.621           |
| Puerto Rico                         |                           |                     | 6.697   | 35.587              |  |                     | 6                | 193                 |               |                     | 6.703            | 35.780              |
| USA                                 |                           |                     | 250.735   | 959.515             | 123.832                                    | 360.500             | 7.532            | 47.811              | 4.087         | 15.867              | 386.186          | 1.383.693           |
| <b>Europa</b>                       |                           |                     | <b>390.109</b>                                  | <b>1.365.360</b>    | <b>253.408</b>                             | <b>640.952</b>      | <b>91.516</b>    | <b>267.246</b>      | <b>24.706</b> | <b>61.090</b>       | <b>759.739</b>   | <b>2.334.648</b>    |
| België                              |                           |                     | 41.872  | 200.169             | 10   | 141                 | 50               | 57                  |               |                     | 41.932           | 200.367             |
| Bulgarije                           |                           |                     | 1.500   | 3.449               |  |                     |                  |                     |               |                     | 1.500            | 3.449               |
| Denemarken                          |                           |                     |   |                     |  |                     | 5                | 509                 |               |                     | 5                | 509                 |
| Duitsland                           |                           |                     | 40.836  | 121.657             | 5  | 41                  | 7.520            | 18.390              | 2.560         | 7.614               | 50.921           | 147.702             |
| Frankrijk                           |                           |                     | 4.996   | 19.657              |  |                     | 5                | 123                 |               |                     | 5.001            | 19.780              |
| Groot Brittannië                    |                           |                     | 790   | 3.541               | 2  | 54                  |                  |                     |               |                     | 792              | 3.595               |
| Italië                              |                           |                     | 418   | 2.473               | 2.755                                      | 18.417              |                  |                     |               |                     | 3.173            | 20.890              |
| Nederland                           |                           |                     | 285.716   | 968.893             | 244.336                                    | 596.919             | 83.889           | 247.143             | 22.146        | 53.476              | 636.087          | 1.866.431           |
| Oekraïne                            |                           |                     |   |                     |  |                     | 44               | 972                 |               |                     | 44               | 972                 |
| Slovenië                            |                           |                     | 13.407  | 43.262              |  |                     |                  |                     |               |                     | 13.407           | 43.262              |
| Spanje                              |                           |                     |   |                     | 6.300                                      | 25.380              |                  |                     |               |                     | 6.300            | 25.380              |
| Zweden                              |                           |                     | 574   | 2.259               |  |                     | 3                | 52                  |               |                     | 577              | 2.311               |
| <b>Azië</b>                         |                           |                     | <b>2.188.595</b>                                | <b>4.812.092</b>    | <b>308.558</b>                             | <b>336.591</b>      | <b>199.106</b>   | <b>314.575</b>      | <b>37.721</b> | <b>67.805</b>       | <b>2.733.980</b> | <b>5.531.063</b>    |
| China                               |                           |                     | 1.698.023                                       | 3.572.619           | 202.565                                    | 230.137             | 16.212           | 49.657              | 6.282         | 6.928               | 1.923.082        | 3.859.341           |
| Hong Kong                           |                           |                     | 34.629  | 32.525              | 13.781                                     | 10.244              | 36               | 43                  |               |                     | 48.446           | 42.812              |
| India                               |                           |                     | 90  | 96                  | 624  | 1.424               | 75.085           | 65.428              | 15            | 11                  | 75.814           | 66.959              |
| Indonesië                           |                           |                     | 1.243   | 5.234               | 73.018                                     | 76.158              | 98.871           | 178.703             | 4.847         | 13.113              | 177.979          | 273.208             |
| Japan                               |                           |                     |   |                     |  |                     | 37               | 335                 |               |                     | 37               | 335                 |
| Laos                                |                           |                     | 210   | 148                 |  |                     |                  |                     |               |                     | 210              | 148                 |
| Thailand                            |                           |                     |   |                     |  |                     | 8.410            | 18.840              |               |                     | 8.410            | 18.840              |
| Turkije                             |                           |                     | 404.306   | 1.090.841           | 95   | 200                 | 107              | 466                 | 26.577        | 47.753              | 431.085          | 1.139.260           |
| Taiwan                              |                           |                     | 49.911  | 110.522             | 775  | 3.274               | 320              | 1.053               |               |                     | 51.006           | 114.849             |
| VAE                                 |                           |                     | 183   | 107                 |  |                     |                  |                     |               |                     | 183              | 107                 |
| Zuid-Korea                          |                           |                     |   |                     | 17.700                                     | 15.154              | 28               | 50                  |               |                     | 17.728           | 15.204              |
| <b>Afrika</b>                       |                           |                     | <b>2</b>  | <b>14</b>           | <b>7</b>                                   | <b>57</b>           | <b>566</b>       | <b>1.281</b>        |               |                     | <b>575</b>       | <b>1.352</b>        |
| Nigeria                             |                           |                     | 2   | 14                  | 7  | 57                  |                  |                     |               |                     | 9                | 71                  |
| Zuid-Afrika                         |                           |                     |   |                     |  |                     | 566              | 1.281               |               |                     | 566              | 1.281               |
| <b>Oceanië</b>                      |                           |                     |   |                     | <b>11</b>                                  | <b>570</b>          | <b>3</b>         | <b>76</b>           |               |                     | <b>14</b>        | <b>646</b>          |
| Australië                           |                           |                     |   |                     | 11   | 570                 | 3                | 76                  |               |                     | 14               | 646                 |
| <b>Totaal</b>                       |                           |                     | <b>3.224.033</b>                                | <b>8.618.889</b>    | <b>5.869.266</b>                           | <b>9.083.521</b>    | <b>523.584</b>   | <b>1.012.099</b>    | <b>68.924</b> | <b>151.509</b>      | <b>9.685.807</b> | <b>18.866.018</b>   |



**TABEL 21. IMPORT VAN HOUTPRODUCTEN PER ASSORTIMENT VAN 1998 -2018**

| Jaar | Fineer              |                           | Spaanplaat          |                           | Vezelplaat          |                           | Triplex             |                           | Totaal              |                           |
|------|---------------------|---------------------------|---------------------|---------------------------|---------------------|---------------------------|---------------------|---------------------------|---------------------|---------------------------|
|      | Gewicht<br>in<br>kg | CIF<br>Waarde<br>in US \$ | Gewicht<br>in<br>kg | CIF<br>Waarde<br>in US \$ | Gewicht<br>in<br>kg | CIF<br>Waarde<br>in US \$ | Gewicht<br>in<br>kg | CIF<br>Waarde<br>in US \$ | Gewicht<br>in<br>kg | CIF<br>Waarde<br>in US \$ |
| 1998 |                     |                           | 259.362             | 147.278                   | 485.338             | 210.169                   | 1.880.575           | 998.384                   | 2.625.275           | 1.355.831                 |
| 1999 |                     |                           | 646.016             | 322.168                   | 1.091.149           | 427.302                   | 1.954.859           | 977.248                   | 3.692.024           | 1.726.718                 |
| 2000 |                     |                           | 352.656             | 130.089                   | 367.302             | 190.335                   | 1.423.675           | 906.087                   | 2.143.633           | 1.226.511                 |
| 2001 |                     |                           | 774.751             | 257.646                   | 1.185.158           | 291.180                   | 1.965.782           | 1.118.983                 | 3.925.691           | 1.667.809                 |
| 2002 | 52                  | 357                       | 1.461.129           | 500.590                   | 723.765             | 326.249                   | 1.696.953           | 1.154.252                 | 3.881.899           | 1.981.448                 |
| 2003 |                     |                           | 1.761.772           | 798.715                   | 1.124.277           | 554.281                   | 2.289.599           | 1.624.160                 | 5.175.648           | 2.977.156                 |
| 2004 |                     |                           | 1.095.149           | 563.817                   | 1.260.457           | 555.333                   | 4.002.577           | 2.044.718                 | 6.358.183           | 3.163.868                 |
| 2005 |                     |                           | 2.114.837           | 936.242                   | 935.933             | 469.355                   | 2.604.252           | 1.611.855                 | 5.655.022           | 3.017.452                 |
| 2006 | 18.829              | 16.681                    | 1.846.986           | 932.973                   | 657.144             | 350.792                   | 2.924.628           | 2.046.764                 | 5.447.587           | 3.347.210                 |
| 2007 | 16.121              | 13.511                    | 1.582.252           | 897.252                   | 1.200.893           | 771.067                   | 3.188.328           | 2.328.040                 | 5.987.594           | 4.009.870                 |
| 2008 | 7.730               | 1.400                     | 1.677.716           | 877.345                   | 1.461.538           | 976.922                   | 3.185.251           | 2.587.161                 | 6.332.235           | 4.442.828                 |
| 2009 |                     |                           | 1.257.334           | 701.350                   | 1.279.280           | 655.686                   | 2.958.352           | 1.922.718                 | 5.494.966           | 3.279.754                 |
| 2010 |                     |                           | 963.785             | 605.637                   | 922.788             | 556.656                   | 1.352.887           | 1.003.199                 | 3.239.460           | 2.165.492                 |
| 2011 |                     |                           | 1.126.052           | 649.389                   | 1.680.188           | 980.618                   | 2.988.052           | 2.159.837                 | 5.794.292           | 3.789.844                 |
| 2012 |                     |                           | 391.293             | 271.031                   | 1.839.572           | 1.151.102                 | 2.704.786           | 2.063.312                 | 4.935.651           | 3.485.445                 |
| 2013 |                     |                           | 1.126.632           | 595.463                   | 2.011.854           | 1.083.373                 | 2.910.536           | 1.999.023                 | 6.049.022           | 3.677.859                 |
| 2014 |                     |                           | 824.749             | 495.875                   | 1.500.876           | 835.852                   | 1.897.626           | 1.287.573                 | 4.223.251           | 2.619.300                 |
| 2015 |                     |                           | 774.642             | 427.154                   | 2.830.848           | 1.651.873                 | 2.713.512           | 1.613.788                 | 6.319.002           | 3.692.815                 |
| 2016 |                     |                           | 1.015.023           | 626.862                   | 2.265.442           | 1.188.060                 | 1.187.122           | 623.696                   | 4.467.587           | 2.438.618                 |
| 2017 |                     |                           | 759.217             | 460.375                   | 2.356.554           | 1.230.079                 | 2.459.566           | 1.122.432                 | 5.575.337           | 2.812.886                 |
| 2018 |                     |                           | 531.017             | 377.537                   | 2.479.734           | 1.434.202                 | 2.624.606           | 1.248.423                 | 5.635.357           | 3.060.162                 |

**TABEL 22. IMPORT VAN HOUTEN PRODUCTEN PER ASSORTIMENT VAN 1998 - 2018**

| Jaar | Prefab-woning       |                           | Meubel              |                           | Schrijn- en Timmerwerk |                           | Tafel- en keukengerei |                           | Siervoorwerp        |                           | Andere houtwaren    |                           | Totaal              |                           |
|------|---------------------|---------------------------|---------------------|---------------------------|------------------------|---------------------------|-----------------------|---------------------------|---------------------|---------------------------|---------------------|---------------------------|---------------------|---------------------------|
|      | Gewicht<br>in<br>kg | CIF<br>Waarde<br>in US \$ | Gewicht<br>in<br>kg | CIF<br>Waarde<br>in US \$ | Gewicht<br>in<br>kg    | CIF<br>Waarde<br>in US \$ | Gewicht<br>in<br>kg   | CIF<br>Waarde<br>in US \$ | Gewicht<br>in<br>kg | CIF<br>Waarde<br>in US \$ | Gewicht<br>in<br>kg | CIF<br>Waarde<br>in US \$ | Gewicht<br>in<br>kg | CIF<br>Waarde<br>in US \$ |
| 1998 |                     |                           | 575.340             | 1.009.337                 | 97.531                 | 173.097                   | 1.288                 | 2.284                     | 2.655               | 4.701                     | 74.420              | 88.496                    | 751.234             | 1.277.915                 |
| 1999 |                     |                           | 475.035             | 990.139                   | 66.655                 | 200.954                   | 2.439                 | 6.232                     | 4.896               | 6.639                     | 42.436              | 68.077                    | 591.461             | 1.272.041                 |
| 2000 | 43.694              | 52.877                    | 939.076             | 1.583.089                 | 99.185                 | 140.283                   | 11.193                | 15.809                    | 1.442               | 8.119                     | 59.014              | 89.854                    | 1.153.604           | 1.890.031                 |
| 2001 |                     |                           | 1.008.915           | 1.520.722                 | 108.214                | 100.332                   | 4.714                 | 8.946                     | 8.494               | 28.578                    | 46.425              | 67.141                    | 1.176.762           | 1.725.719                 |
| 2002 |                     |                           | 1.076.932           | 1.427.568                 | 147.325                | 164.638                   | 12.445                | 19.725                    | 2.422               | 10.613                    | 45.728              | 71.716                    | 1.284.852           | 1.694.260                 |
| 2003 |                     |                           | 1.362.667           | 2.383.318                 | 294.129                | 346.298                   | 5.134                 | 12.461                    | 4.564               | 23.924                    | 40.334              | 78.145                    | 1.706.828           | 2.844.146                 |
| 2004 | 1.431.699           | 2.349.071                 | 4.049.012           | 5.869.910                 | 220.199                | 274.869                   | 9.896                 | 21.867                    | 8.646               | 18.782                    | 67.907              | 114.305                   | 5.787.359           | 8.648.804                 |
| 2005 |                     |                           | 2.714.662           | 3.310.178                 | 555.087                | 648.586                   | 42.905                | 85.204                    | 21.421              | 138.130                   | 127.682             | 234.532                   | 3.461.757           | 4.416.630                 |
| 2006 | 90                  | 185                       | 2.848.346           | 2.560.111                 | 483.319                | 496.437                   | 12.137                | 20.286                    | 286.162             | 75.657                    | 82.071              | 139.182                   | 3.712.125           | 3.291.858                 |
| 2007 | 546.919             | 1.923.380                 | 6.915.883           | 8.442.434                 | 531.130                | 595.531                   | 17.032                | 24.437                    | 7.049               | 23.807                    | 56.532              | 148.777                   | 8.074.545           | 11.158.366                |
| 2008 |                     |                           | 5.160.212           | 11.487.988                | 533.768                | 757.045                   | 15.187                | 29.432                    | 21.568              | 60.469                    | 57.298              | 179.448                   | 5.788.033           | 12.514.382                |
| 2009 |                     |                           |                     |                           |                        |                           |                       |                           |                     |                           |                     |                           |                     |                           |
| 2010 | 124.480             | 190.585                   | 2.628.722           | 4.015.766                 | 467.934                | 480.515                   | 23.742                | 50.888                    | 12.736              | 35.288                    | 57.534              | 136.426                   | 3.315.148           | 4.909.468                 |
| 2011 | 36.963              | 33.866                    | 2.262.673           | 3.572.928                 | 460.021                | 514.931                   | 8.254                 | 17.055                    | 6.040               | 20.538                    | 60.789              | 136.184                   | 2.834.740           | 4.295.502                 |
| 2012 |                     |                           | 2.549.736           | 4.406.117                 | 618.814                | 788.188                   | 18.387                | 37.569                    | 1.221               | 2.076                     | 658.522             | 223.920                   | 3.846.680           | 5.457.870                 |
| 2013 | 240.728             | 151.611                   | 2.376.099           | 3.801.458                 | 524.552                | 685.013                   | 8.436                 | 23.821                    | 8.865               | 26.066                    | 288.602             | 241.657                   | 3.447.282           | 4.929.626                 |
| 2014 |                     |                           | 2.252.591           | 3.054.918                 | 493.005                | 509.892                   | 13.121                | 18.441                    | 9.684               | 19.693                    | 86.580              | 87.405                    | 2.854.981           | 3.690.349                 |
| 2015 |                     |                           | 1.994.941           | 3.103.696                 | 621.450                | 724.827                   | 14.513                | 20.457                    | 2.486               | 7.968                     | 111.849             | 204.754                   | 2.745.239           | 4.061.702                 |
| 2016 |                     |                           | 970.629             | 1.544.448                 | 361.025                | 415.652                   | 5.274                 | 14.736                    | 1.183               | 4.135                     | 80.397              | 81.514                    | 1.418.508           | 2.060.485                 |
| 2017 |                     |                           | 1.489.322           | 1.481.277                 | 331.881                | 313.199                   |                       |                           | 4.561               | 18.088                    | 225.390             | 139.437                   | 2.051.154           | 1.952.001                 |
| 2018 |                     |                           | 2.034.252           | 3.052.592                 | 447.377                | 409.818                   | 15.037                | 24.751                    | 4.869               | 9.256                     | 140.382             | 202.669                   | 2.641.917           | 3.699.086                 |

**TABEL 23. IMPORT VAN ONBEWERKT PAPIER EN KARTON PER ASSORTIMENT VAN 2000 - 2018**

| Jaar | Couranten Papier |                     | Grafisch Papier |                     | Papier t.b.v. huishoudelijke doeleinden |                     | Papier en karton voor verpakking |                     | Overige papier en karton |                     | Totaal        |                     |
|------|------------------|---------------------|-----------------|---------------------|---|---------------------|----------------------------------|---------------------|--------------------------|---------------------|---------------|---------------------|
|      | Gewicht in kg    | CIF Waarde in US \$ | Gewicht in kg   | CIF Waarde in US \$ | Gewicht in kg                           | CIF Waarde in US \$ | Gewicht in kg                    | CIF Waarde in US \$ | Gewicht in kg            | CIF Waarde in US \$ | Gewicht in kg | CIF Waarde in US \$ |
| 2000 | 982.764          | 870.546             | 484.557         | 503.035             | 42.094                                  | 96.574              | 49.740                           | 83.883              |                          |                     | 1.559.155     | 1.554.038           |
| 2001 | 1.887.872        | 771.169             | 338.173         | 295.939             | 61.084                                  | 70.845              | 28.195                           | 21.211              |                          |                     | 2.315.324     | 1.159.164           |
| 2002 | 1.090.946        | 1.004.010           | 322.835         | 311.293             | 465.449                                 | 513.189             | 13.437                           | 20.360              |                          |                     | 1.892.667     | 1.848.852           |
| 2003 | 998.527          | 978.357             | 274.908         | 298.402             | 260.410                                 | 318.565             | 522.979                          | 431.464             |                          |                     | 2.056.824     | 2.026.788           |
| 2004 |                  |                     | 486.491         | 414.943             |   |                     | 18.007                           | 35.899              | 838.285                  | 563.045             | 1.342.783     | 1.013.887           |
| 2005 | 1.531.813        | 1.369.033           | 487.417         | 477.769             | 1.175.227                               | 1.229.659           | 4.812                            | 15.502              | 693.623                  | 631.348             | 3.892.892     | 3.723.311           |
| 2006 | 1.222.481        | 1.124.641           | 1.073.185       | 1.134.225           | 163.370                                 | 177.893             | 12.208                           | 39.916              | 931.778                  | 826.280             | 3.403.022     | 3.302.955           |
| 2007 | 1.050.841        | 989.459             | 401.959         | 446.047             | 1.493.298                               | 1.624.447           | 86.229                           | 113.460             | 982.834                  | 857.539             | 4.015.161     | 4.030.952           |
| 2008 | 1.763.233        | 1.840.544           | 684.158         | 832.981             | 2.071.888                               | 2.312.597           | 65.759                           | 59.413              | 1.219.645                | 1.159.429           | 5.804.683     | 6.204.964           |
| 2009 |                  |                     | 708.836         | 864.122             | 1.612.132                               | 1.645.192           |                                  |                     | 146.702                  | 217.506             | 2.467.670     | 2.726.820           |
| 2010 | 2.554.479        | 2.271.266           | 1.425.618       | 1.482.369           | 2.195.459                               | 2.325.125           |                                  |                     | 91                       | 3.167               | 6.175.647     | 6.081.927           |
| 2011 | 2.871.450        | 2.648.852           | 1.343.494       | 1.522.151           | 2.213.546                               | 2.436.122           |                                  |                     | 4.965                    | 8.648               | 6.433.455     | 6.615.773           |
| 2012 | 4.095.913        | 3.720.953           | 1.329.310       | 1.315.914           | 2.411.826                               | 3.337.587           |                                  |                     |                          |                     | 7.837.049     | 8.374.454           |
| 2013 | 3.214.724        | 2.906.745           | 1.343.562       | 1.423.348           | 2.430.910                               | 2.977.797           | 8.578                            | 36.890              | 620                      | 902                 | 6.998.394     | 7.345.682           |
| 2014 | 2.950.551        | 2.425.239           | 1.406.040       | 1.409.612           | 2.362.925                               | 2.815.791           | 7.370                            | 22.540              | 1.237                    | 6.142               | 6.728.123     | 6.679.324           |
| 2015 | 2.292.516        | 1.909.976           | 1.485.700       | 1.595.213           | 3.040.742                               | 3.423.844           | 8.233                            | 23.557              |                          |                     | 6.827.191     | 6.952.590           |
| 2016 | 1.540.606        | 1.138.402           | 831.723         | 897.637             | 2.232.536                               | 2.365.561           | 9.268                            | 19.363              |                          |                     | 4.614.133     | 4.420.963           |
| 2017 | 1.667.830        | 1.233.035           | 933.433         | 931.423             | 2.271.664                               | 2.468.144           | 21.112                           | 48.177              |                          |                     | 4.894.039     | 4.680.779           |
| 2018 | 1.230.853        | 993.306             | 899.371         | 929.418             | 2.492.033                               | 2.817.557           | 10.641                           | 26.787              |                          |                     | 4.632.898     | 4.767.068           |

**TABEL 24. IMPORT VAN VERWERKT PAPIER EN KARTON PER ASSORTIMENT VAN 2000 - 2018**

| Jaar | Doorslag en offset papier |                     | Papier t.b.v. sanitair en huishoudelijk gebruik |                     | Verpakkings materiaal van papier en karton |                     | Kantoor drukwerk |                     | Overig Papier |                     | Totaal        |                     |
|------|---------------------------|---------------------|---|---------------------|--|---------------------|------------------|---------------------|---------------|---------------------|---------------|---------------------|
|      | Gewicht in kg             | CIF Waarde in US \$ | Gewicht in kg                                   | CIF Waarde in US \$ | Gewicht in kg                              | CIF Waarde in US \$ | Gewicht in kg    | CIF Waarde in US \$ | Gewicht in kg | CIF Waarde in US \$ | Gewicht in kg | CIF Waarde in US \$ |
| 2000 | 43.815                    | 34.532              | 2.073.872                                       | 3.776.446           | 4.327.760                                  | 5.947.613           | 350.045          | 760.563             | 70.509        | 161.747             | 6.866.001     | 10.680.901          |
| 2001 | 75.414                    | 117.137             | 2.156.440                                       | 3.776.323           | 4.439.310                                  | 4.378.099           | 377.392          | 1.363.057           | 86.149        | 217.841             | 7.134.705     | 9.852.457           |
| 2002 | 45.474                    | 183.323             | 2.365.287                                       | 4.622.315           | 2.163.457                                  | 2.948.570           | 385.782          | 1.036.137           | 55.941        | 150.827             | 5.015.941     | 8.941.172           |
| 2003 | 12.001                    | 25.773              | 7.215.541                                       | 5.443.918           | 1.755.719                                  | 2.700.615           | 652.800          | 1.167.116           | 93.755        | 244.519             | 9.729.816     | 9.581.941           |
| 2004 | 23.873                    | 38.227              | 2.823.145                                       | 4.908.526           | 3.779.560                                  | 3.959.120           | 405.831          | 890.498             | 95.165        | 229.036             | 7.127.574     | 10.025.407          |
| 2005 | 30.970                    | 64.286              | 2.912.771                                       | 6.406.253           | 6.768.868                                  | 7.471.518           | 468.912          | 1.228.345           | 181.635       | 320.646             | 10.363.156    | 15.491.048          |
| 2006 | 105.994                   | 114.513             | 2.407.450                                       | 5.309.713           | 7.497.434                                  | 7.153.817           | 408.865          | 1.277.207           | 125.303       | 338.232             | 10.545.046    | 14.193.482          |
| 2007 | 36.496                    | 75.467              | 2.575.534                                       | 5.814.570           | 7.669.921                                  | 9.653.641           | 616.052          | 1.322.848           | 606.974       | 939.700             | 11.504.977    | 17.806.226          |
| 2008 | 19.885                    | 50.782              | 2.941.444                                       | 7.096.849           | 8.183.165                                  | 23.133.792          | 538.684          | 1.268.404           | 136.589       | 413.271             | 11.819.767    | 31.963.098          |
| 2009 |                           |                     | 1.891.316                                       | 5.910.454           | 8.224.500                                  | 9.405.688           | 323.508          | 737.758             | 96.954        | 259.490             | 10.536.278    | 16.313.390          |
| 2010 | 133                       | 7.568               | 2.366.001                                       | 670.621             | 7.870.485                                  | 10.409.275          | 547.041          | 1.269.015           | 71.947        | 180.356             | 10.855.607    | 12.536.835          |
| 2011 | 1.674                     | 12.755              | 69.372.556                                      | 7.198.663           | 7.627.659                                  | 10.025.502          | 565.156          | 1.299.876           | 663           | 2.609               | 77.567.708    | 18.539.405          |
| 2012 |                           |                     | 3.397.520                                       | 9.175.202           | 5.311.839                                  | 7.632.906           | 493.060          | 1.062.883           | 166.513       | 534.772             | 9.368.932     | 18.405.763          |
| 2013 |                           |                     | 3.496.655                                       | 8.357.296           | 8.357.972                                  | 11.341.254          | 470.110          | 1.238.587           | 109.160       | 303.489             | 11.647.897    | 21.240.626          |
| 2014 | 243                       | 2.393               | 3.288.516                                       | 7.797.418           | 7.647.370                                  | 10.321.573          | 635.084          | 1.316.265           | 107.720       | 288.953             | 11.678.933    | 19.726.602          |
| 2015 |                           |                     | 3.486.293                                       | 8.813.803           | 7.261.719                                  | 10.252.388          | 606.403          | 1.447.909           | 86.359        | 283.587             | 11.440.774    | 20.797.687          |
| 2016 |                           |                     | 2.514.158                                       | 4.844.585           | 6.265.292                                  | 8.971.477           | 293.857          | 693.397             | 94.424        | 251.336             | 9.167.731     | 14.760.795          |
| 2017 | 3.863                     | 5.537               | 3.061.003                                       | 6.909.741           | 6.864.396                                  | 10.714.016          | 462.082          | 852.347             | 73.771        | 221.044             | 10.465.115    | 18.702.685          |
| 2018 |                           |                     | 3.224.033                                       | 8.618.889           | 5.869.266                                  | 9.083.521           | 523.584          | 1.012.099           | 68.924        | 151.509             | 9.685.807     | 18.866.018          |

**TABEL 25.** HOUTBALANS IN M<sup>3</sup> RONDHOUT EQUIVALENT IN 2018

| Assortiment                     | Volume<br>in m <sup>3</sup> | Rondhout equivalent<br>in m <sup>3</sup> |
|---------------------------------|-----------------------------|--|
| <b>Productie</b>                |                             |  |
| Rondhout                        | 1.077.331                   | 1.077.331                                |
| Vierkant bekapte palen          | 1.165                       | 1.942                                    |
| Triplex                         | 2.000                       | 4.000                                    |
| Gezaagd hout                    | 218.000                     | 545.000                                  |
| <b>Import</b>                   |                             |  |
| Spaanplaat                      | 817                         | 1.634                                    |
| Vezelplaat                      | 2.610                       | 5.220                                    |
| Triplex                         | 4.038                       | 8.076                                    |
| <b>Houtomzet</b>                |                             |  |
| Rondhout                        | 1.077.331                   |  |
| Vierkant bekapte palen          | 1.165                       | 1.942                                    |
| Gezaagd hout                    | 218.000                     | 545.000                                  |
| Spaanplaat                      | 817                         | 1.634                                    |
| Vezelplaat                      | 2.610                       | 5.220                                    |
| Triplex                         | 6.038                       | 12.076                                   |
| <b>Export</b>                   |                             |  |
| Rondhout                        | 531.867                     | 531.867                                  |
| Vierkant bekapte palen          | 2.048                       | 3.413                                    |
| Triplex                         |                             |  |
| Gezaagd hout                    | 16.494                      | 41.236                                   |
| <b>Binnenlands houtverbruik</b> |                             | <b>521.222</b>                           |

**TABEL 26.** HOUTBALANS PER HOUTASSORTIMENT PER M<sup>3</sup> IN 2018

| Assortiment            | Lokale hout<br>productie in m <sup>3</sup> | Import houtproducten<br>in m <sup>3</sup> | <b>Houtomzet<br/>in m<sup>3</sup></b> | Export houtproducten<br>in m <sup>3</sup> | <b>Binnenlands hout<br/>verbruik in m<sup>3</sup></b> |
|------------------------|--|---|---------------------------------------|---|---|
| Rondhout               | 1.077.331                                  |   | <b>1.077.331</b>                      | 531.867                                   | <b>545.464</b>  |
| Vierkant bekapte palen | 1.165                                      |   | <b>1.165</b>                          | 2.048                                     | <b>-883</b>   |
| Gezaagd hout           | 218.000                                    |   | <b>218.000</b>                        | 16.494                                    | <b>201.506</b>  |
| Triplex                | 2.000                                      | 4.038                                     | <b>6.038</b>                          |   | <b>6.038</b>  |
| Spaanplaat             |  | 817                                       | <b>817</b>                            |   | <b>817</b>  |
| Vezelplaat             |  | 2.610                                     | <b>2.610</b>                          |   | <b>2.610</b>  |



Stichting voor Bosbeheer en Bostoezicht (SBB)  
Ds.M.L. Kingweg perc. 283  
Tel: (597) 483131  
Fax: (597) 483051  
E-mail: [sbbsur@sr.net](mailto:sbbsur@sr.net)  
Website: [www.sbbsur.org](http://www.sbbsur.org)